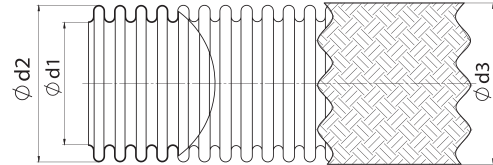



Dimensions(mm)



SI no.	Model	Size	Dimensions			End Fitting
			d1(mm)	d2(mm)	d3(mm)	R
1	HBD200 15	DN 15	12.2	16.7	18.1	1/2"
2	HBD200 20	DN 20	20.2	26.8	28.4	3/4"
3	HBD200 25	DN 25	25.4	32.2	34.4	1"
4	HBD200 32	DN 32	34.3	41.1	43	1 1/4"
5	HB2D00 40	DN 40	40.1	49.8	52	1 1/2"
6	HB2D00 50	DN 50	50.3	60.3	62.5	2"

Materials:

Hose Type: Braided flexible metal hose.
Hose Material: Stainless Steel AISI 316L.
Braiding Material: Stainless Steel AISI 304.
Union: Carbon Steel St.37.2 & Dielectric. (Fx F End connection)/
Dielectric x Di Electric (Fx F End Connection)
Insulation: EPDM, Rubber based.
Pressure rating: PN25.

Application:

The braided flexible metal hoses can be used safely and reliably on high pressure installations. It is hermetic with long service life. Thanks to the flexible nodular construction, the vibration effects are minimized and fluid transmission is ensured without any section narrowing.

Design:

Flexible Fan-coil connection hose brings economical solutions for the difficulties of rigid connections. The special welding process prevents the potential corrosion caused by the moisture around the connection points. The insulation and the welding protection cover applied on the insulation help to sort problems may be caused by wrong earthing.

All specifications and information within this document are reflecting the information available at the time of going to print and meant for informational purpose only. Herz Armaturen reserves the right to modify and change products as well as its technical specifications and/or its function according to technological progress and requirements. All diagrams are indicative in nature and do not to be complete. It is understood that all images of Herz products are symbolic representations and therefore may visually differ from the actual product. Colours may differ due to printing technology used. In case of any further questions don't hesitate to contact your closest HERZ Branch-Office.

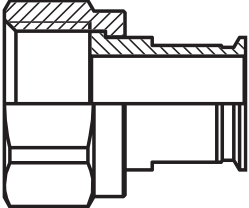
Insulation:

The Fan-coil hoses are provided as insulated in order to prevent sweating that may occur in the heating and cooling systems. Correct insulation selection is suggested for long service life and high efficiency as a result of preventing heat losses through hose assemblies. Rubber based EPDM insulation is provided for the hoses.

Mounting Details

- Nipple side of the hose is wrapped by teflon or flaw.
- Nipple part is conneted to the line.
- Non-asbestos klingerite gasket is inserted into the union.
- When mounting the union part, the union is tightened by holding the spanner section at the union tail part in order to prevent distortion on the hose and possible cracks at the welds.

Connection Type:

End Connection		Material
	<p>Female Threaded EN ISO 228/1 Thread.</p>	<p>Carbon Steel St 37.2 Brass EN12165</p>