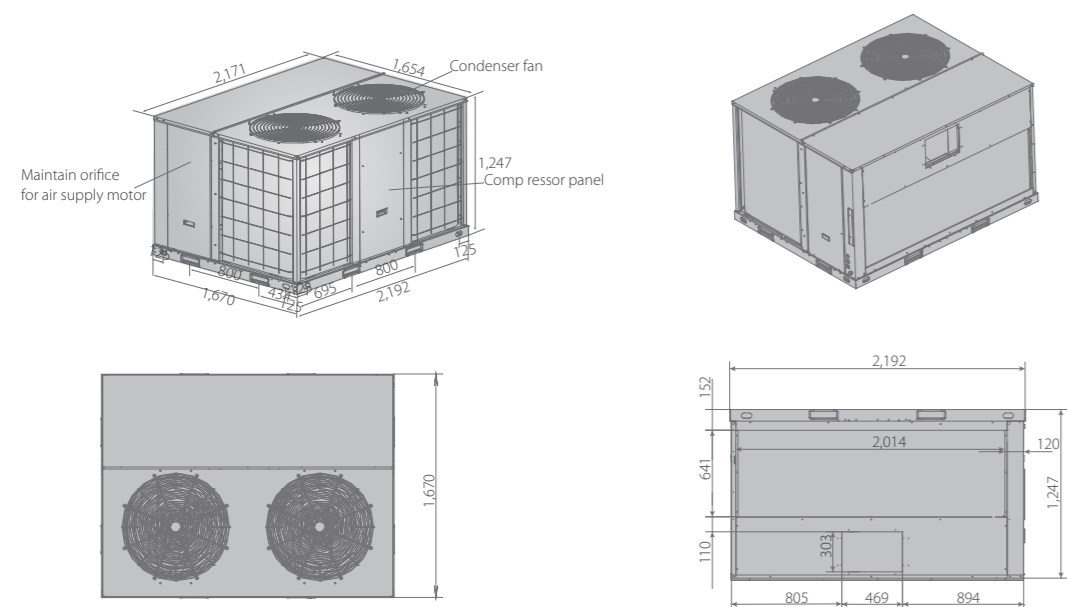
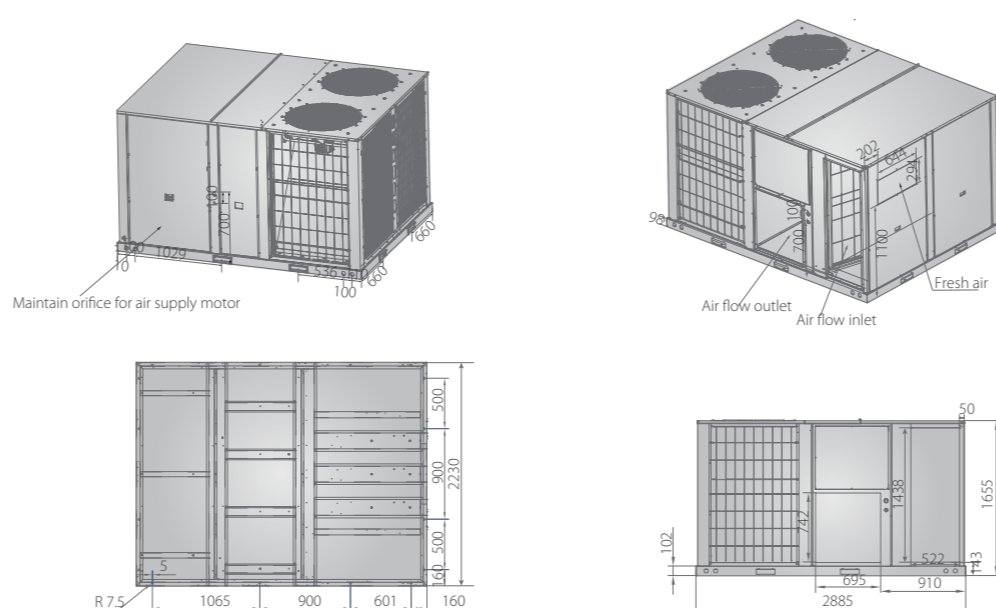


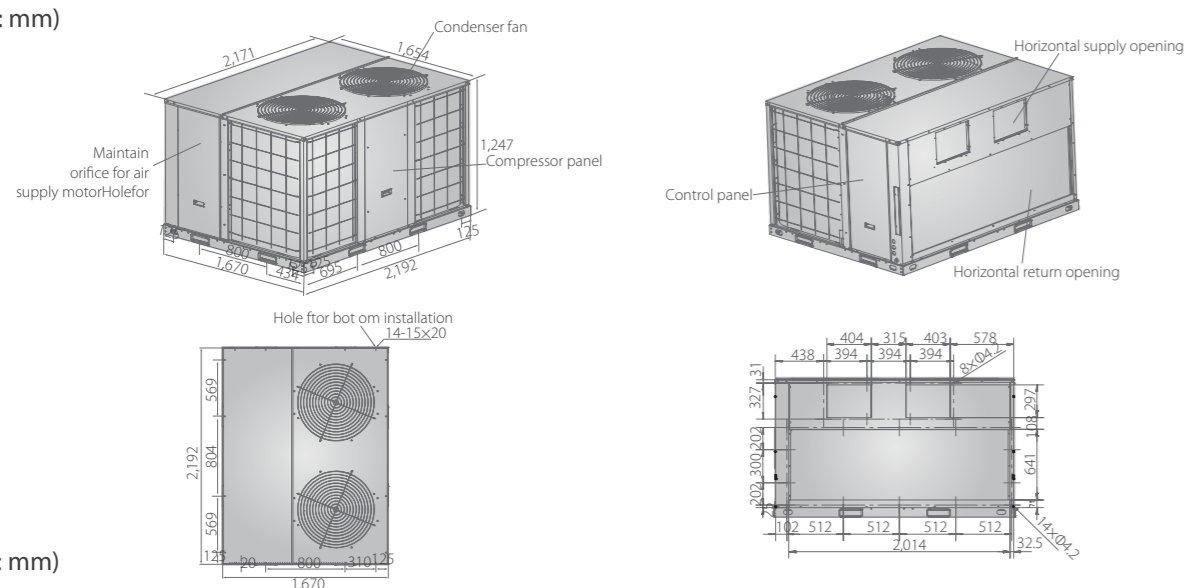
10 & 12.5RT
(Units: mm)



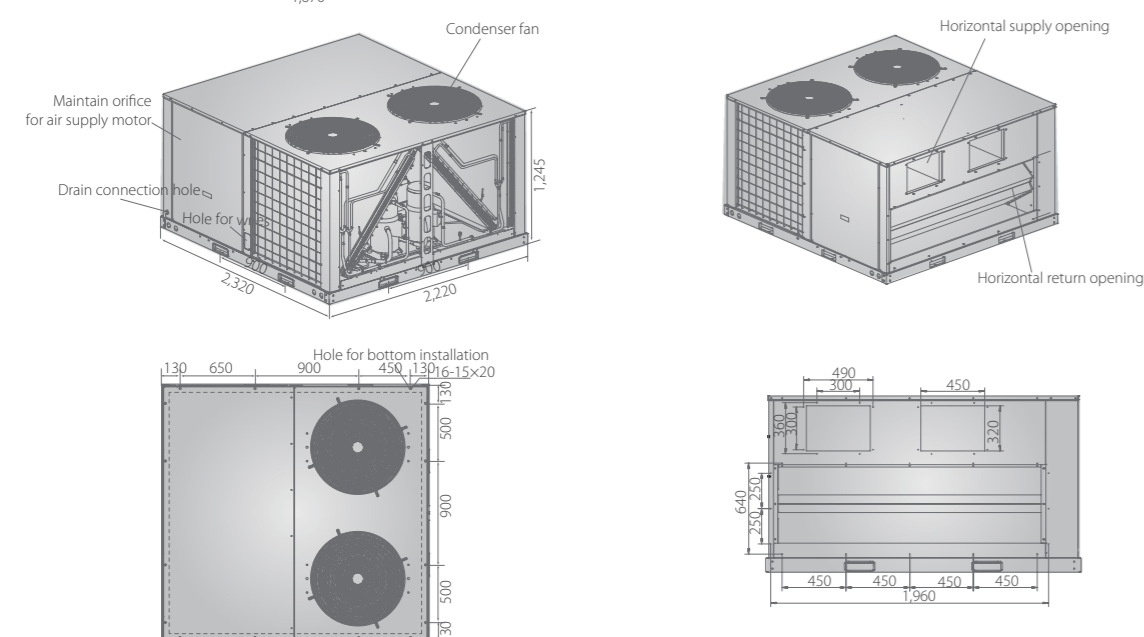
25&30RT
(Units:mm)



15RT
(Units: mm)



20RT
(Units: mm)



UAE New Rooftop Package A/C R410A, 380-415V-3Ph-50Hz Oasis-U Series

Features

- ❖ Wide product range, from 58,000Btu/h to 332,000Btu/h.
- ❖ Highly reliable scroll compressor suited to extreme conditions.
- ❖ Adjustable pulley design (7.5ton to 30ton).
- ❖ Factory-completed unit and pre-drilled duct flange for easy installation.
- ❖ Anti-corrosion treatment can be customized.
- ❖ High temperature operation - Cooling: from 10°C (50°F) to 52°C (125.6°F).
- ❖ Filter can be customized as standard.
- ❖ Multi-protection design: system current protection, high and low pressure switch, discharge temperature & anti-freeze protection.
- ❖ Easy to installation and maintenance.
- ❖ Reserved system pressure gauge ports.
- ❖ Certified by ESMA.
- ❖ The main PCB has 24V signal, compatible with other brand thermostat.
- ❖ ON/OFF dry contact input signal.
- ❖ ALARM dry contact output signal.
- ❖ XYE centralized control port as standard.
- ❖ Centralized controller + Interface as optional.
- ❖ Standard wired controller KJR-90K Bi-communication which can show error code and so on.
- ❖ Wired controller with wifi can achieve function through mobile APP.



CLIVET SPA
Via Camp Lonc 25, Z.I. Villapaiera - 32032 Feltre (BL) - Italy
Tel. + 39 0439 3131 - Fax + 39 0439 313300 - info@clivet.it

www.clivet.com
www.clivetlive.com



Specifications

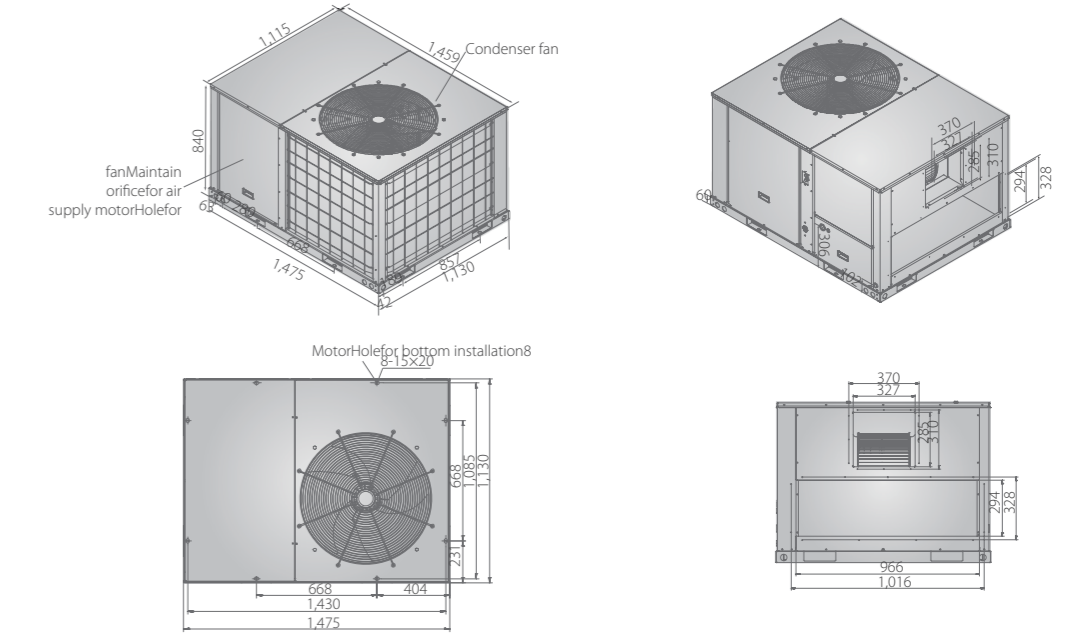
Nominal ton*			5	7.5	8.5	10	12.5
Model			CKT-2-XHE 6.1	CKT-2-XHE 10.2	CKT-2-XHE 12.2	CKT-2-XHE 14.2	CKT-2-XHE 18.2
Cooling(T1)	Capacity (T1)	Btu/h	58,000	84,000	103,000	113,000	136,000
		kW	17.0	24.6	30.2	33.1	39.9
	Input (T1)	kW	5.0	7.4	9.3	10.1	12.3
	EER (T1)	Btu/(W.h)	11.6	11.3	11.1	11.1	11.1
Cooling(T3)	Capacity (T3)	Btu/h	51,000	73,000	90,000	99,600	120,000
		kW	14.9	21.4	26.4	29.2	35.2
	Input (T3)	kW	6.1	8.8	10.8	12.0	14.5
	EER (T3)	Btu/(W.h)	8.3	8.3	8.3	8.3	8.3
Power Factor			0.77	0.79	0.74	0.73	0.79
Airflow	Indoor side	CFM	1,900	2,800	3,500	3,700	4,500
External pressure level	Pa	Default: 60; 0 - 150	Default: 75; 0 - 200	Default: 75; 0 - 250	Default: 85; 0 - 250	Default: 85; 0 - 300	
Max. current	A	14.8	22.6	27.0	30.9	36.8	
Sound pressure level	dB(A)	64.9	69.6	71.3	68.5	71.8	
Compressor	Type/ Quantity		Scroll / 1	Rotary / 2	Scroll / 1+Rotary / 1	Scroll / 2	Scroll / 2
	Brand		Copeland	GMCC	Copeland+GMCC	Copeland	Copeland
Indoor fan	Type/ Drive type		Centrifugal/ Direct	Centrifugal/ Belt	Centrifugal/ Belt	Centrifugal/ Belt	Centrifugal / Belt
Outdoor fan	Type/ Drive type		Axial/ Direct	Axial/ Direct	Axial/ Direct	Axial/ Direct	Axial/ Direct
Compressor ON/OFF logic			±1°C	±1°C	±1°C	±1°C	±1°C
Return tyuere and supply tyuere structure			Up/down	Up/down	Up/down	Up/down	Up/down
Fresh air intake box			No	No	No	No	No
Aluminum filter			Optional	Optional	Optional	Optional	Optional
Double skin			Optional	Optional	Optional	Optional	Optional
Standard wired controller			KJR-90K	KJR-90K	KJR-90K	KJR-90K	KJR-90K
Centralized controller			Optional	Optional	Optional	Optional	Optional
BMS access			Yes	Yes	Yes	Yes	Yes
0.5°Ctemperature display			Yes	Yes	Yes	Yes	Yes
24V wired controller			Yes	Yes	Yes	Yes	Yes
Two controllers access			Yes	Yes	Yes	Yes	Yes
Room temperature display			Yes	Yes	Yes	Yes	Yes
Error code display			Yes	Yes	Yes	Yes	Yes
Power protector			Yes	Yes	Yes	Yes	Yes
Power-off memory function			Yes	Yes	Yes	Yes	Yes
Wifi access			Yes	Yes	Yes	Yes	Yes
App control			Yes	Yes	Yes	Yes	Yes
Ambient temperature			10°C - 52°C	10°C - 52°C	10°C - 52°C	10°C - 52°C	10°C - 52°C
Dimension	Net (WxHxD)	mm	1,475x840x1,130	1,483x1,231x1,138	1,965x1,230x1,130	1,670x1,247x2,192	1,670x1,247x2,192
	Packing (WxHxD)	mm	1,495x870x1,150	1,500x1,255x1,155	1,995x1,255x1,160	1,695x1,284x2,212	1,695x1,284x2,212
Weight	Net/ Gross	kg	215/220	313/323	388/400	480/505	570/595

*Notes:
 *. Nominal ton is only for reference, cooling capacity as per specifications.
 1. Cooling (1) test condition: Indoor temperature 26.7°C (80°F) DB/19.4°C (67°F) WB, outdoor temperature 35°C (95°F).
 2. Cooling (2) test condition: Indoor temperature 26.7°C (80°F) DB/19.4°C (67°F) WB, outdoor temperature 46.1°C (115°F).
 3. Units are suitable for operation to ±20% of nominal air flow.*

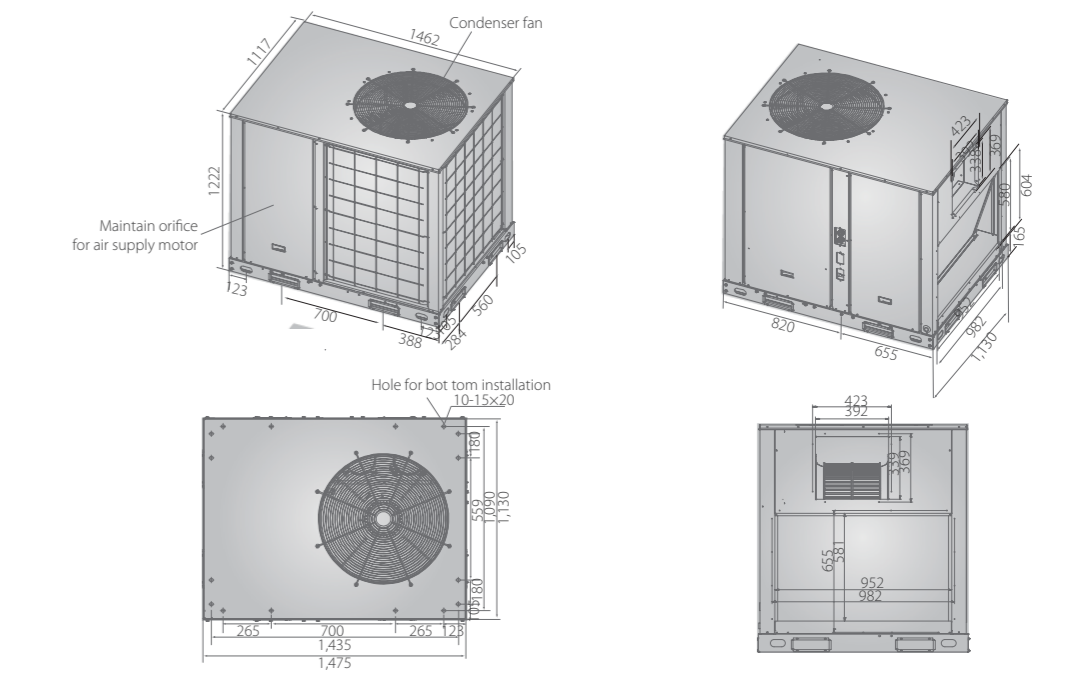
Nominal ton*			15	20	25	30
Model			CKT-2-XHE 22.2	CKT-2-XHE 30.2	CKT-2-XHE 38.2	CKT-2-XHE 45.2
Cooling(T1)	Capacity (T1)	Btu/h	155,000	224,000	292,000	332,000
		kW	45.4	65.7	85.6	97.3
	Input (T1)	kW	14.4	20.7	27.3	31.0
	EER (T1)	Btu/(W.h)	10.8	10.8	10.6	10.6
Cooling(T3)	Capacity (T3)	Btu/h	140,000	190,000	258,000	289,000
		kW	41.0	55.7	76.2	84.7
	Input (T3)	kW	17.3	23.5	33.3	37.1
	EER (T3)	Btu/(W.h)	8.1	8.1	7.8	7.8
Power Factor			0.78	0.79	0.79	0.80
Airflow	Indoor side	CFM	5,050	6,300	9,100	10,200
External pressure level	Pa	Default: 110; 0 - 300	Default: 110; 0 - 300	Default: 110; 0 - 350	Default: 110; 0 - 350	
Max. current	A	41.8	58.4	75.4	83.8	
Sound pressure level	dB(A)	73.9	75.5	77.2	79.1	
Compressor	Type/ Quantity		Scroll / 2	Scroll / 2	Scroll / 2	Scroll / 2
	Brand		Danfoss	Copeland	Danfoss	Danfoss
Indoor fan	Type/ Drive type		Centrifugal/ Belt	Centrifugal/ Belt	Centrifugal/ Belt	Centrifugal/ Belt
Outdoor fan	Type/ Drive type		Axial/ Direct	Axial / Direct	Axial / Direct	Axial/ Direct
Compressor ON/OFF logic			±1°C	±1°C	±1°C	±1°C
Return tyuere and supply tyuere structure			Up/down	Up/down	Left/right	Left/right
Fresh air intake box			No	No	Yes	Yes
Aluminum filter			Optional	Optional	Optional	Optional
Double skin			Optional	Optional	Optional	Optional
Standard wired controller			KJR-90K	KJR-90K	KJR-90K	KJR-90K
Centralized controller			Optional	Optional	Optional	Optional
BMS access			Yes	Yes	Yes	Yes
0.5°Ctemperature display			Yes	Yes	Yes	Yes
24V wired controller			Yes	Yes	Yes	Yes
Two controllers access			Yes	Yes	Yes	Yes
Room temperature display			Yes	Yes	Yes	Yes
Error code display			Yes	Yes	Yes	Yes
Power protector			Yes	Yes	Yes	Yes
Power-off memory function			Yes	Yes	Yes	Yes
Wifi access			Yes	Yes	Yes	Yes
App control			Yes	Yes	Yes	Yes
Ambient temperature			10°C - 52°C	10°C - 52°C	10°C - 52°C	10°C - 52°C
Dimension	Net (WxHxD)	mm	1,670x1,247x2,192	2,320x1,245x2,220	2,885x1,656x2,231	2,885x1,656x2,231
	Packing (WxHxD)	mm	1,695x1,284x2,212	2,330x1,275x2,230	2,895x1,690x2,251	2,895x1,690x2,251
Weight	Net/ Gross	kg	605/630	871/910	1145/1190	1165/1210

*Notes:
 *. Nominal ton is only for reference, cooling capacity as per specifications.
 1. Cooling (1) test condition: Indoor temperature 26.7°C (80°F) DB/19.4°C (67°F) WB, outdoor temperature 35°C (95°F).
 2. Cooling (2) test condition: Indoor temperature 26.7°C (80°F) DB/19.4°C (67°F) WB, outdoor temperature 46.1°C (115°F).
 3. Units are suitable for operation to ±20% of nominal air flow.*

5.0RT
(Units: mm)



7.5RT
(Units: mm)



8.5RT
(Units: mm)

