# Valves

Our complete range of valves offers installers and specifiers the choice they are looking for to suit most applications, commercial or domestic.

Available in brass, brass chrome, nickel plate and bronze, depending upon product type, our range is manufactured under ISO9001 quality management to the highest British standards and tested to ensure reliability and performance.

The Valve series includes isolating valves, service valves, gate valves, check valves, ball valves, manifold, angle valves and others in sizes that range from 8mm to 1200mm.

Gate valve ranges are WRAS approved and are manufactured to meet UK and international standards, BS 5154. Compression ends on the valves supplied are manufactured and tested to meet UK and international standards, BS EN 1254-2.

To ensure quality and performance materials used to manufacture the valves range meet the following, appropriate standards:

Forged Brass: BS EN 12165: CW617N

Brass Bar: BS EN 12163, BS EN 12164, BS EN 12167: CW614N

Distributed by
ANBI
www.anbisolutions.com

Distributed by
ANBI
www.anbisolutions.com

# Valve Fittings Index

## Gate Valves

Code: **L196**
Page 94

Code: **L197**
Page 94

Code: **L197 - Large**
Page 95

Code: **L198**
Page 95

Code: **P474**
Page 96

Code: **L198LS**
Page 96

Code: **P474LS**
Page 97

## Ball Valves

Code: **711**
Page 98

Code: **611**
Page 98

Code: **811**
Page 99



Code: **FTH4021NP**
Page 99

Code: **FTH4451NP**
Page 100

Code: **FTH4461NP**
Page 100

Code: **FCP4461NP**
Page 101

Code: **PX811**
Page 101

## Angle Seat Valve

Code: **FTH4811**
Page 102

# Valve Fittings Index

## Swing & Check Valves

Code: **FTH4781**
Page 102

Code: **FTH4784**
Page 103

Code: **P470**
Page 103

Code: **P470DR**
Page 104



Code: **SPV**
Page 104

## Foot Valves & Strainers




Code: **SPF**
Page 105

Code: **FTH4881**
Page 105

Code: **FTH5181**
Page 106

## Float Valves

Code: **BV.04**
Page 106

Code: **BV.05**
Page 107

Code: **BVV**
Page 107

## Pressure Reducer

Code: **FTH4891NP**
Page 108

## Bib Tap

Code: **L480**
Page 108

Distributed by
ANBİ
www.anbisolutions.com



# Valve Fittings Index

## Commercial Valves

Code: **FFL4807**
Page 109

Code: **FFL4187**
Page 109

Code: **FFL4827**
Page 110

Code: **FFL4837**
Page 110

Code: **FFL4517**
Page 111

Code: **FFL4767**
Page 111

Code: **FFL5187**
Page 112

Code: **FFL4507**
Page 113

Code: **FFL4537**
Page 114

Code: **FFL4527**
Page 115

Code: **FFL4547**
Page 116

# Valve Fittings Index

## Manifolds

Code: **FTH4271NP**
Page 117



Code: **FTH4281NP**
Page 117

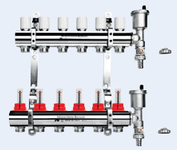

Code: **FTH4251NP**
Page 118

Code: **FTH4261NP**
Page 118

Code: **FTH4261NP**
Page 119

Code: **FTH4261NP**
Page 119

Code: **FTH4261NP**
Page 120

Code: **FTH4291**
Page 121

Code: **FTH4301**
Page 121

## Angle Valves

Code: **AV100.1**
Page 122

Code: **AV102.1**
Page 122

Code: **AV103.1**
Page 123

Code: **AV103.1HC**
Page 123

Code: **AV104.1**
Page 124

Code: **AV105.1**
Page 124

Code: **AV106.1**
Page 125

# Valve Fittings Index

## Mini Ball Valves

Code: **FTH4371CP**
Page 126

Code: **FTH4351CP**
Page 126

Code: **FTH4391CP**
Page 127

Code: **FTH4361CP**
Page 127

Code: **FTH4392CP**
Page 128

Code: **FTH4402CP**
Page 128

Code: **FTH4412CP**
Page 129

Code: **FCP4422CP**
Page 129

Code: **FCP4372CP**
Page 130

# Valve Fittings Index

## General Valves

Code: **P460**
Page 130

Code: **P460 - Large**
Page 131

Code: **HUBT**
Page 131

Code: **P462WMT**
Page 132

Code: **P467**
Page 132



Code: **P467**
Page 132

Code: **P472CPBH**
Page 133

Code: **P472**
Page 133

Code: **P472CP**
Page 133

Code: **P481CP**
Page 134

Code: **P183**
Page 134

Code: **P477**
Page 135

Code: **P478**
Page 135

Code: **MPF.PV**
Page 136

# Gate Valves

## L196 Bronze Gate Valve FxF

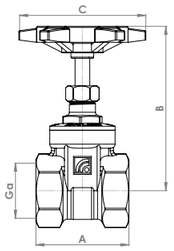


### General Specification

- BS5154
- Working Medium: Water, Oil, Steam
- Pressure Rating: PN20
- Max Working Temperature: <=120°C
- Pressure / Temperature Rating:
  Hot Water - 9 Bar @ 120°C
  Cold Water - 20 Bar @ 100°C
- Approval: WRAS
- 5 Year Warranty

### Material Specification

| Part | Material |
|---|---|
| Nut | Brass CW617N |
| Name Plate | Aluminium |
| Handwheel | Aluminium |
| Press Nut | Bronze CC491K |
| Brass Ring | Bronze CC491K |
| Plastic Ring | PTFE |
| Bonnet | Bronze CC491K |
| Lock Nut | Bronze CC491K |
| Sealing | PTFE |
| Stem | Brass CW614N |
| Board | Bronze CC491K |
| Body | Bronze CC491K |

### Product Codes & Dimensions

| Code | Size (Ga) | A | B | C |
|---|---|---|---|---|
| L196.1 | 1/2" | 49 | 75 | 55 |
| L196.2 | 3/4" | 50 | 87 | 55 |
| L196.3 | 1" | 57 | 101 | 63 |
| L196.4 | 1 1/4" | 60 | 108 | 70 |
| L196.5 | 1 1/2" | 63 | 125 | 70 |
| L196.6 | 2" | 66 | 154 | 80 |
| L196.7 | 2 1/2" | 88 | 192 | 90 |
| L196.8 | 3" | 96 | 201 | 140 |
| L196.9 | 4" | 106 | 243 | 140 |

## L197 Brass Gate Valve CxC

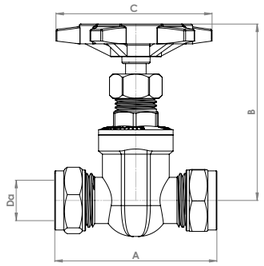


### General Specification

- Compression Ends to BS EN1254-2
- Working Medium: Water
- Pressure Rating: PN16
- Approval: WRAS
- 5 Year Warranty

### Material Specification

| Part | Material |
|---|---|
| Body | Brass CW617N |
| Bonnet | Brass CW617N |
| Stem | Brass CW614N |
| Wedge | Brass CW617N |
| Gland | Brass CW614N |
| Compression Nut | Brass CW617N |
| Compression Cone | DZR Brass CW602N |
| Handwheel | Aluminium |
| Handwheel Nut | Brass CW6174N |
| Rating Disc | Aluminium |

### Product Codes & Dimensions

| Code | Size (Ga) | A | B | C |
|---|---|---|---|---|
| L197.1 | 15mm | 106 | 80 | 60 |
| L197.2 | 22mm | 127 | 85 | 65 |
| L197.3 | 28mm | 49 | 93 | 65 |
| L197.4 | 35mm | 50 | 121 | 80 |
| L197.5 | 42mm | 57 | 141 | 100 |
| L197.6 | 54mm | 60 | 164 | 110 |



# Gate Valves

## L197 Large Brass Gate Valve CxC



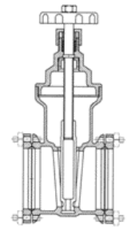

### General Specification

- Temperature Pressure: 10 Bar @ 30°C
  3 Bar @ 120°C

### Product Codes & Dimensions

| Code | Size (Da) | A | B | C |
|---|---|---|---|---|
| L197.7 | 67mm | 131 | 208 | 100 |
| L197.8 | 76mm | 149 | 238 | 120 |
| L197.9 | 108mm | 194 | 309 | 200 |

## L198 Gate Valve FxF

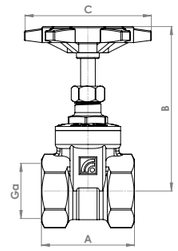


### General Specification

- Working Medium: Water
- Pressure Rating: PN20
- Approval: WRAS
- 5 Year Warranty

### Material Specification

| Part | Material |
|---|---|
| Body | Brass CW617N |
| Bonnet | Brass CW617N |
| Stem | Brass CW614N |
| Wedge | Brass CW617N |
| Gland | Brass CW614N |
| Handwheel | Aluminium |
| Handwheel Nut | Brass CW614N |
| Rating Disc | Aluminium |

### Product Codes & Dimensions

| Code | Size (Ga) | A | B | C |
|---|---|---|---|---|
| L198.1 | 1/2" | 40 | 70 | 58 |
| L198.2 | 3/4" | 70 | 79 | 660 |
| L198.3 | 1" | 84 | 91 | 65 |
| L198.4 | 1 1/4" | 87 | 106 | 80 |
| L198.5 | 1 1/2" | 112 | 127 | 95 |
| L198.6 | 2" | 63 | 144 | 105 |
| L198.7 | 2 1/2" | 69 | 196 | 115 |
| L198.8 | 3" | 80 | 213 | 145 |
| L198.9 | 4" | 102 | 240 | 145 |

# Gate Valves

## P474 Gate Valve CxC

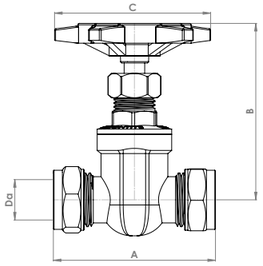


### General Specification

- Compression Ends to BS EN 1254-2
- Working Medium: Water
- Pressure Rating: PN16
- Approval: WRAS
- 5 Year Warranty

### Material Specification

| Part | Material |
|---|---|
| Body | Brass CW617N |
| Bonnet | Brass CW617N |
| Stem | Brass CW614N |
| Wedge | Brass CW617N |
| Gland | Brass CW614N |
| Handwheel | Aluminium |
| Handwheel Nut | Brass CW614N |
| Rating Disc | Aluminium |

### Product Codes & Dimensions

| Code | Size (Da) | A | B | C |
|---|---|---|---|---|
| P474.1 | 15mm | 34 | 70 | 58 |
| P474.2 | 22mm | 47 | 70 | 58 |
| P474.3 | 28mm | 54 | 85 | 63 |
| P474.4 | 35mm | 69 | 110 | 80 |
| P474.5 | 42mm | 76 | 130 | 92 |
| P474.6 | 54mm | 102 | 165 | 105 |

## L198LS Lockshield Gate Valve FxF

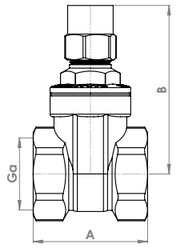


### General Specification

- Manufactured to: BS5154
- Pressure Rating: PN20
- 5 Year Warranty

### Material Specification

| Part | Material |
|---|---|
| Housing | Brass CW617N |
| Gate | Brass CW617N |
| Housing Seal | PTFE |
| Column Lock | Brass CW617N |
| Column Washer | Brass CW617N |
| Drive Column | Brass CW617N |
| Housing Cap | Brass CW617N |
| Washer | PTFE |
| Lockshield | Brass CW617N |

### Product Codes & Dimensions

| Code | Size (Ga) | A | B |
|---|---|---|---|
| L198LS.2 | 3/4" | 70 | 70 |
| L198LS.3 | 1" | 84 | 70 |

# Gate Valves

## P474LS Lockshield Gate Valve CxC

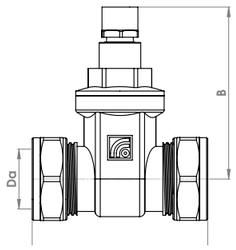


### General Specification

- Manufactured to: BS5154
- Compression Ends: BS EN 1254-2
- 5 Year Warranty

### Material Specification

| Part | Material |
|---|---|
| Housing | Brass CW617N |
| Gate | Brass CW617N |
| Housing Steel | PTFE |
| Column Lock | Brass CW617N |
| Column Washer | Brass CW617N |
| Drive Column | Brass CW614N |
| Housing Cap | Brass CW617N |
| Washer | PTFE |
| Lockshield | Brass CW614N |
| Olive | Copper |
| Nut | Brass CW617N |

### Product Codes & Dimensions

| Code | Size (Da) | A | B |
|---|---|---|---|
| P474LS.1 | 15mm | 31 | 60 |
| P474LS.2 | 22mm | 33 | 67 |
| P474LS.3 | 28mm | 33 | 67 |

# Ball Valves

## **711** Compression Lever Arm Ball Valve Red Handle CxC

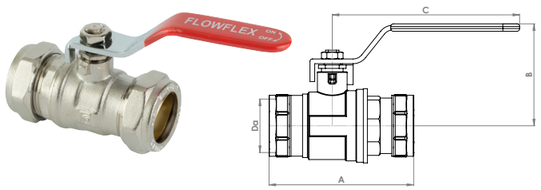


### General Specification

- Pressure Rating: PN20
- Compression Ends: BS EN 1254-2
- 5 Year Warranty

### Material Specification

| Part | Material |
|---|---|
| Body | Brass CW617N nickel-plated |
| Ball | Brass CW614N chrome-plated |
| Stem | Brass CW614N nickel-plated |
| Seat | PTFE |
| Friction Washer | PTFE |
| O-Ring | Nitrile butadiene rubber (NBR) |
| Lever | Steel chrome-plated |
| Handle Nut | Steel chrome-plated |

### Product Codes & Dimensions

| Code | Size (Da) | A | B | C |
|---|---|---|---|---|
| 7111 | 15mm | 62 | 45 | 85 |
| 7112 | 22mm | 69 | 49 | 85 |
| 7113 | 28mm | 85 | 63 | 127 |
| 7114 | 35mm | 109 | 76 | 139 |
| 7115 | 42mm | 125 | 94 | 139 |
| 7116 | 54mm | 141 | 99 | 160 |
| 7117 | 18mm | 74 | 50 | 83 |

## **611** Compression Butterfly Handle Ball Valve




### General Specification

- Pressure Rating: PN20
- Compression Ends: BS EN 1254-2
- 5 Year Warranty

### Material Specification

| Part | Material |
|---|---|
| Body | Brass CW617N nickel-plated |
| Ball | Brass CW614N chrome-plated |
| Stem | Brass CW614N nickel-plated |
| Seat | PTFE |
| Friction Washer | PTFE |
| O-Ring | Nitrile butadiene rubber (NBR) |
| Lever | Lacquered aluminium |
| Handle Nut | Steel chrome-plated |

### Product Codes & Dimensions

| Code | Size (Da) | A | B | C |
|---|---|---|---|---|
| 6111 | 15mm | 62 | 45 | 50 |
| 6112 | 22mm | 71 | 36 | 52 |
| 6113 | 28mm | 83 | 46 | 68 |
| 6117 | 18mm | 70 | 45 | 50 |

# Ball Valves

## **811** Lever Arm Ball Valve Red Handle FxF

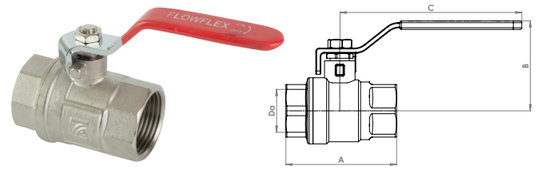


### General Specification

- Pressure Rating: PN30
- 5 Year Warranty

### Material Specification

| Part | Material |
|---|---|
| Body | Brass CW617N nickel-plated |
| Ball | Brass CW614N chrome-plated |
| Stem | Brass CW614N nickel-plated |
| Seat | PTFE |
| Friction Washer | PTFE |
| O-Ring | Nitrile butadiene rubber (NBR) |
| Lever | Steel chrome-plated |
| Handle Nut | Steel chrome-plated |

### Product Codes & Dimensions

| Code | Size (Da) | A | B | C |
|---|---|---|---|---|
| 8111 | 1/2″ | 84 | 40 | 85 |
| 8112 | 3/4″ | 94 | 47 | 85 |
| 8113 | 1″ | 119 | 62 | 99 |
| 8114 | 1 1/4″ | 142 | 75 | 117 |
| 8115 | 1 1/2″ | 169 | 82 | 117 |
| 8116 | 2″ | 40 | 87 | 132 |
| 8117 | 2 1/2″ | 44 | 119 | 235 |
| 8118 | 3″ | 55 | 127 | 235 |
| 8119 | 4″ | 57 | 142 | 235 |

## **FTH4021NP** Lever Arm Water Ball Valve

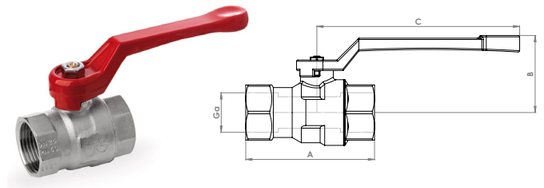


### General Specification

- Pressure Rating: 1/4" to 1" PN40
  1 1/4" to 2" PN30
- Working Temperature: -10°C to 95°C
- Female Thread to: ISO 228

### Material Specification

| Part | Material |
|---|---|
| Body | Brass CW617N UNI-EN 12165 nickel-plated |
| Seal | PTFE |
| Ball | Brass CW617N UNI-EN 12165 chrome-plated |
| End Connection | Brass CW617N UNI-EN 12165 nickel-plated |
| Stem | Brass CW617N UNI-EN 12164 |
| O-Ring | Nitrile butadiene rubber (NBR) |
| Nut | Galvanised iron |
| Lever | Lacquered aluminium |

### Product Codes & Dimensions

| Code | Size (Ga) | A | B | C |
|---|---|---|---|---|
| FTH4021NP.14 | 1/4″ | 39 | 39 | 95 |
| FTH4021NP.38 | 3/8″ | 39 | 39 | 95 |
| FTH4021NP.12 | 1/2″ | 49 | 45 | 95 |
| FTH4021NP.34 | 3/4″ | 55 | 49 | 95 |
| FTH4021NP.1 | 1″ | 65 | 56 | 123 |
| FTH4021NP.114 | 1 1/4″ | 77 | 69 | 123 |
| FTH4021NP.112 | 1 1/2″ | 90 | 80 | 150 |
| FTH4021NP.2 | 2″ | 104 | 87 | 150 |

## **FTH4451NP** Lever Arm Gas Ball Valve Yellow Handle FxF

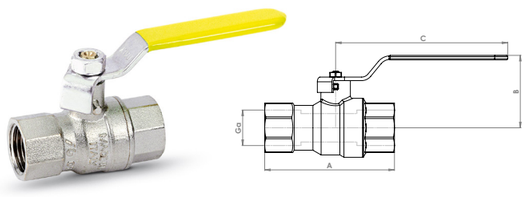


### General Specification

- Pressure Class: MOP5
- Working Temperature: -20°C to 60°C
- Female Threads to: EN10226-1

### Material Specification

| Part | Material |
|---|---|
| Body | Brass CW617N UNI-EN 12165 nickel-plated |
| Seal | PTFE |
| Ball | Brass CW617N UNI-EN 12165 chrome-plated |
| End Connection | Brass CW617N UNI-EN 12165 nickel-plated |
| Stem | Brass CW617N UNI-EN 12164 |
| O-Ring | VITON |
| Washer | PTFE |
| Nut | Galvanised iron |
| Lever | Galvanised iron and PVC coated |

### Product Codes & Dimensions

| Code | DN | A | B | C | Ga |
|---|---|---|---|---|---|
| FTH4451NP.12 | 15 | 59 | 41 | 95 | 1/2" |
| FTH4451NP.34 | 20 | 68 | 46 | 95 | 3/4" |
| FTH4451NP.1 | 25 | 80 | 56 | 120 | 1" |
| FTH4451NP.114 | 32 | 96 | 63 | 120 | 1 1/4" |
| FTH4451NP.112 | 40 | 106 | 80 | 150 | 1 1/2" |
| FTH4451NP.2 | 50 | 130 | 88 | 150 | 2" |

## **FTH4461NP** Lever Arm Water Ball Valve Red Handle FxF

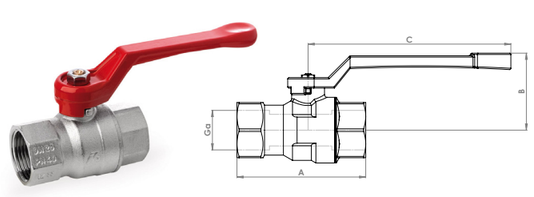


### General Specification

- Pressure Rating: 15 - 25mm PN40
  32 - 50mm PN30
- Working Temperature: -10°C to 95°C
- Female Threads to: EN10226-1

### Material Specification

| Part | Material |
|---|---|
| Body | Brass CW617N UNI-EN 12165 nickel-plated |
| Seal | PTFE |
| Ball | Brass CW617N UNI-EN 12165 chrome-plated |
| End Connection | Brass CW617N UNI-EN 12165 nickel-plated |
| Stem | Brass CW617N UNI-EN 12164 |
| O-Ring | Nitrile butadiene rubber (NBR) |
| Washer | PTFE |
| Nut | Galvanised iron |
| Lever | Lacquered aluminium |

### Product Codes & Dimensions

| Code | DN | A | B | C | Ga | PN |
|---|---|---|---|---|---|---|
| FTH4461NP.12 | 15 | 59 | 43 | 92 | 1/2" | 40 |
| FTH4461NP.34 | 20 | 68 | 52 | 115 | 3/4" | 40 |
| FTH4461NP.1 | 25 | 80 | 59 | 115 | 1" | 40 |
| FTH4461NP.114 | 32 | 96 | 69 | 125 | 1 1/4" | 40 |
| FTH4461NP.112 | 40 | 106 | 81 | 150 | 1 1/2" | 40 |
| FTH4461NP.2 | 50 | 130 | 89 | 150 | 2" | 40 |

Ball Valves

## **FCP4461NP** Water Ball Valve Red Handle CxC

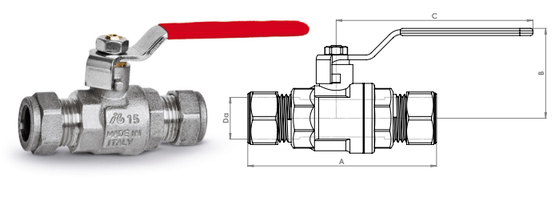


### General Specification

- Pressure Rating: PN40
- Working Temperature: -10°C to 95°C
- Compression Ends to: BS EN1254-2

### Material Specification

| Part | Material |
|---|---|
| Body | Brass CW617N UNI-EN 12165 nickel-plated |
| Nut | DZR Brass CW511L UNI-EN 12164 nickel-plated |
| Olive | Brass CW508L UNI-EN 12449 |
| Seal | PTFE |
| Ball | Brass CW617N UNI-EN 12165 chrome-plated |
| End Connection | Brass CW617N UNI-EN 12165 nickel-plated |
| Stem | Brass CW617N UNI-EN 12164 |
| O-Ring | Nitrile butadiene rubber (NBR) |
| Nut | Galvanised iron |
| Lever | Lacquered aluminium |

### Product Codes & Dimensions

| Code | DN | A | B | C | Da | PN |
|---|---|---|---|---|---|---|
| FCP4461NP.15 | 15 | 79 | 42 | 95 | 15 | 40 |
| FCP4461NP.22 | 20 | 85 | 46 | 95 | 22 | 40 |
| FCP4461NP.28 | 25 | 102 | 58 | 120 | 28 | 40 |

## **PX811** Mi x Fi Union Ball Valve

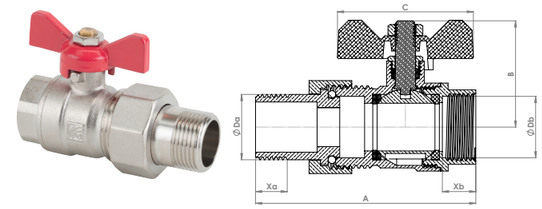


### General Specification

- Pressure Rating: PN40
- Working Temperature: -10°C to 95°C
- Thread to: ISO 228
- 5 Year Warranty

### Product Codes & Dimensions

| Code | Handle | Size | A | B | C | Xa | Xb |
|---|---|---|---|---|---|---|---|
| PX8112 | Red Butterfly | 3/4" | 86 | 44 | 57 | 13 | 12 |
| PX8113 | Blue Butterfly | 3/4" | 86 | 44 | 57 | 13 | 12 |

# Angle Seat, Swing & Check Valves

## **FTH4811** Angle Seat Valve

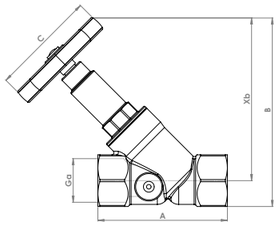


### General Specification

- Pressure Rating: PN16
- Working Temperature: 0°C to 60°C
- Female Thread to: EN10226-1

### Material Specification

| Part | Material |
|---|---|
| Body | Brass CW617N UNI-EN 12165 |
| Upper part body | Brass CW617N UNI-EN 12164<br>Brass CW617N UNI-EN 12165 |
| O-Ring | KTW approved EPDM perox |
| Upper part stem | Brass CW617N UNI-EN 12164 |
| Snap ring | Bronze CC491K |
| O-Ring | KTW approved EPDM perox |
| Valve | Brass CW617N UNI-EN 12164 |
| O-Ring | KTW approved EPDM perox |
| Hose-end disc | Brass CW617N UNI-EN 12164 |
| Gasket | KTW approved EPDM perox |
| Washer | Brass CW508L UNI-EN 1652 |
| Self-locking nut | Brass CW617N |
| Handwheel | Plastic |
| Screw | Brass CW508L UNI-EN 12166 |

### Product Codes & Dimensions

| Code | DN | A | B | C | Xb | Ga | PN |
|---|---|---|---|---|---|---|---|
| FTH4811.12 | 15 | 65 | 93 | 50 | 79 | 1/2″ | 16 |
| FTH4811.34 | 20 | 75 | 106 | 55 | 90 | 3/4″ | 16 |
| FTH4811.1 | 25 | 90 | 123 | 55 | 103 | 1″ | 16 |
| FTH4811.114 | 32 | 110 | 150 | 70 | 125 | 1 1/4″ | 16 |
| FTH4811.112 | 40 | 120 | 163 | 70 | 136 | 1 1/2″ | 16 |
| FTH4811.2 | 50 | 150 | 188 | 70 | 153 | 2″ | 16 |

## **FTH4781** Brass Swing Check Valve Metal Seat

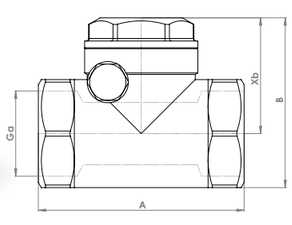


### General Specification

- Pressure Rating: 3/8" to 1" PN10
  1 1/4" to 2" PN8
  2 1/2" to 4" PN6
- Working Temperature: 0°C to 80°C
- Female Thread to: ISO 228

### Material Specification

| Part | Material |
|---|---|
| Body | Brass CW617N UNI-EN 12165 |
| Cap | Brass CW617N (for 1/2") UNI-EN 12164 - Brass CW617N (from 3/4" to 2") UNI-EN 12165 |
| O-Ring | Nitrile butadiene rubber (NBR) |
| Pin | Brass CW617N UNI-EN 12164 |
| Clapet | Brass CW617N UNI-EN 12165 |
| M8 Cap | Brass CW617N UNI-EN 12164 |
| O-Ring | Nitrile butadiene rubber (NBR) |

### Product Codes & Dimensions

| Code | DN | A | B | Xb | Min. bore | Ga | PN |
|---|---|---|---|---|---|---|---|
| FTH4781.38 | 10 | 43 | 46 | 25 | 13 | 3/8″ | 10 |
| FTH4781.12 | 15 | 44 | 46 | 32 | 13 | 1.2″ | 10 |
| FTH4781.34 | 20 | 52 | 55 | 37 | 17 | 3/4″ | 10 |
| FTH4781.1 | 25 | 62 | 63 | 41 | 25 | 1″ | 10 |
| FTH4781.114 | 32 | 72 | 76 | 49 | 30 | 1 1/4″ | 8 |
| FTH4781.112 | 40 | 80 | 85 | 54 | 35 | 1 1/2″ | 8 |
| FTH4781.2 | 50 | 93 | 100 | 60 | 45 | 2″ | 8 |
| FTH4781.212 | 65 | 118 | 107 | 65 | 55 | 2 1/2″ | 6 |
| FTH4781.3 | 80 | 135 | 130 | 85 | 70 | 3″ | 6 |
| FTH4781.4 | 100 | 164 | 159 | 109 | 90 | 4″ | 6 |

# Angle Seat, Swing & Check Valves

## **FTH4784** Bronze Metal Seat Swing Check Valve

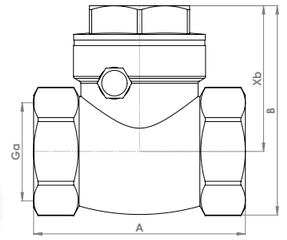


### General Specification

- Pressure Rating: PN16
- Working Temperature: 0°C to 95°C
- Female Thread to: ISO 228

### Material Specification

| Part | Material |
|---|---|
| Body | Bronze CC491K UNI-EN 1998:2000 |
| Cap | Brass CW617N (for 1/2") UNI-EN 12164 - Brass CW617N (from 3/4" to 2") UNI-EN 12165 |
| O-Ring | Nitrile butadiene rubber (NBR) |
| Pin | Brass CW617N UNI-EN 12164 |
| Clapet | Brass CW617N UNI-EN 12165 |
| M8 Cap | Brass CW617N UNI-EN 12164 |
| O-Ring | Nitrile butadiene rubber (NBR) |

### Product Codes & Dimensions

| Code | DN | A | B | Xb | Ga | PN |
|---|---|---|---|---|---|---|
| FTH4784.12 | 15 | 55 | 53 | 36 | 1/2″ | 16 |
| FTH4784.34 | 20 | 62 | 64 | 43 | 3/4″ | 16 |
| FTH4784.1 | 25 | 72 | 73 | 49 | 1″ | 16 |
| FTH4784.114 | 32 | 82 | 85 | 57 | 1 1/4″ | 16 |
| FTH4784.112 | 40 | 90 | 95 | 63 | 1 1/2″ | 16 |
| FTH4784.2 | 50 | 105 | 107 | 69 | 2″ | 16 |
| FTH4784.212 | 65 | 125 | 128 | 82 | 2 1/2″ | 16 |
| FTH4784.3 | 80 | 144 | 145 | 91 | 3″ | 16 |
| FTH4784.4 | 100 | 176 | 192 | 123 | 4″ | 16 |

## **P470** Single Check Valve

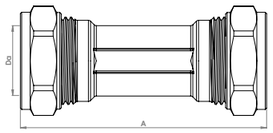


### General Specification

xxx
xxx
- 5 Year Warranty

### Material Specification

| Part | Material |
|---|---|
| Body | Brass CW617N |
| Olive | Copper |
| Nut | Brass CW617N |
| Insert | Plastic |
| Insert Seal | Nitrile butadiene rubber (NBR) |
| Insert Retainer | AISI 304 stainless steel |

### Product Codes & Dimensions

| Code | Size (Da) | A |
|---|---|---|
| P470.11 | 15mm | 58 |
| P470.22 | 22mm | 62 |
| P470.33 | 28mm | 89 |

# Angle Seat, Swing & Check Valves

## **P470DR** Double Check Valve

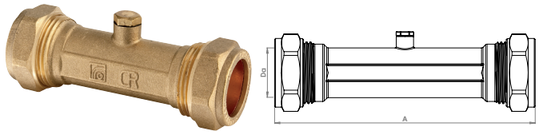

### General Specification

xxxx
xxxx
• 5 Year Warranty

### Material Specification

| Part | Material |
|---|---|
| Body | Brass CW617N |
| Olive | Copper |
| Nut | Brass CW617N |
| Insert | Plastic |
| Insert Seal | Nitrile butadiene rubber (NBR) |
| Insert Retainer | AISI 304 stainless steel |

### Product Codes & Dimensions

| Code | Size | A |
|---|---|---|
| P470DR.1 | 15mm | 79 |
| P470DR.2 | 22mm | 95 |

## **SPV** Spring Check Valve

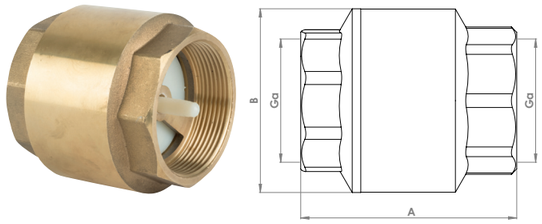


### General Specification

• Pressure Rating: PN10
• Working Temperatures: -20°C to 100°C
• 5 Year Warranty

### Material Specification

| Part | Material |
|---|---|
| Body | Brass CW617N |
| Spring | AISI 304 stainless steel |
| Plunger | Nylon |
| Washer | Nitrile butadiene rubber (NBR) |

### Product Codes & Dimensions

| Code | Size (Ga) | Max Pressure | A | B |
|---|---|---|---|---|
| SPV.1 | 1/2" | 10 | 75 | 35 |
| SPV.2 | 3/4" | 10 | 80 | 41 |
| SPV.3 | 1" | 10 | 92 | 45 |
| SPV.4 | 1 1/4" | 8 | 101 | 56 |
| SPV.5 | 1 1/2" | 8 | 121 | 65 |
| SPV.6 | 2" | 8 | 46 | 80 |
| SPV.7 | 2 1/2" | 6 | 53 | 95 |
| SPV.8 | 3" | 6 | 61 | 109 |
| SPV.9 | 4" | 6 | 72 | 110 |

# Foot & Float Valves & Strainers

## **SPF** Foot Valve

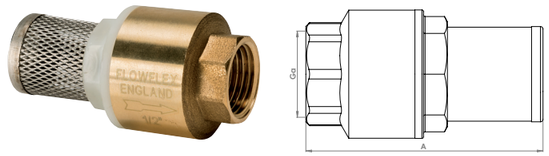


### General Specification

• Pressure Rating: PN10
• Working Temperatures: -20°C to 100°C
• 5 Year Warranty

### Material Specification

| Part | Material |
|---|---|
| Body | Brass CW617N |
| Spring | AISI 304 stainless steel |
| Plunger | Nylon |
| Nut | Nylon |
| Mesh | AISI 304 stainless steel |
| Washer | Nitrile butadiene rubber (NBR) |

### Product Codes & Dimensions

| Code | Size (Ga) | Max Pressure | A |
|---|---|---|---|
| SPF.1 | 1/2" | 10 | 116 |
| SPF.2 | 3/4" | 10 | 140 |
| SPF.3 | 1" | 10 | 148 |
| SPF.4 | 1 1/4" | 8 | 177 |
| SPF.5 | 1 1/2" | 8 | 195 |
| SPF.6 | 2" | 8 | 45 |
| SPF.7 | 2 1/2" | 6 | 48 |
| SPF.8 | 3" | 6 | 53 |
| SPF.9 | 4" | 6 | 67 |

## **FTH4881** Foot Valve

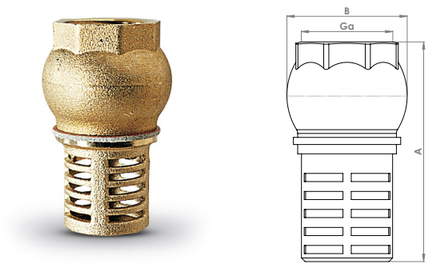


### General Specification

• Pressure Rating: 3/8" to 1" PN10
1 1/4" to 2" PN8
2 1/2" to 4" PN6
• Working Temperature: 0°C to 60°C
• Female Thread to: ISO 228

### Material Specification

| Part | Material |
|---|---|
| Body | Brass CW617N UNI-EN 12165 |
| Filter | Brass UNI-EN 1982-CB753S |
| Filter Gasket | Fabric |
| Shutter | Brass CW617N UNI-EN 12165 |
| Seal Gasket | Nitrile butadiene rubber (NBR) |

### Product Codes & Dimensions

| Code | DN | A | B | Ga | PN |
|---|---|---|---|---|---|
| FTH4881.12 | 15 | 61 | 39 | 1/2" | 10 |
| FTH4881.34 | 20 | 70 | 45 | 3/4" | 10 |
| FTH4881.1 | 25 | 82 | 51 | 1" | 10 |
| FTH4881.114 | 32 | 95 | 61 | 1 1/4" | 8 |
| FTH4881.112 | 40 | 103 | 69 | 1 1/2" | 8 |
| FTH4881.2 | 50 | 121 | 80 | 2" | 8 |
| FTH4881.212 | 65 | 140 | 100 | 2 1/2" | 6 |
| FTH4881.3 | 80 | 175 | 121 | 3" | 6 |
| FTH4881.4 | 100 | 195 | 141 | 4" | 6 |

## Foot & Float Valves & Strainers

### **FTH5181** Brass Y Strainer

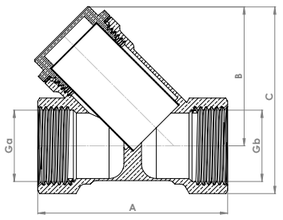


**General Specification**

- Strainer: 350 micron hole - 50 mesh
- Female Thread: ISO228
- Working Temperature: 0°C to 95°C
- Pressure Rating: PN16

**Material Specification**

| Part | Material |
|---|---|
| Body | Brass CW617N UNI-EN 12165 |
| Cap | Brass CW617N UNI-EN 12164 (for 3/8" and 1/2") - Brass CW617 UNI-EN 12165 (for 3/4" to 2") |
| Cap Gasket | Nitrile butadiene rubber (NBR) |
| Strainer | AISI 304 stainless steel |

**Product Codes & Dimensions**

| Code | Size (Ga, Gb) | A | B | C | DN | PN |
|---|---|---|---|---|---|---|
| FTH5181.38 | 3/8" | 57 | 34 | 48 | 10 | 16 |
| FTH5181.12 | 1/2" | 57 | 34 | 48 | 15 | 16 |
| FTH5181.34 | 3/4" | 66 | 41 | 58 | 20 | 16 |
| FTH5181.1 | 1" | 80 | 51 | 73 | 25 | 16 |
| FTH5181.114 | 1 1/4" | 92 | 62 | 88 | 32 | 16 |
| FTH5181.112 | 1 1/2" | 101 | 69 | 98 | 40 | 16 |
| FTH5181.2 | 2" | 121 | 86 | 121 | 50 | 16 |

### **BV.04** Part 1 High Pressure Ball Valves

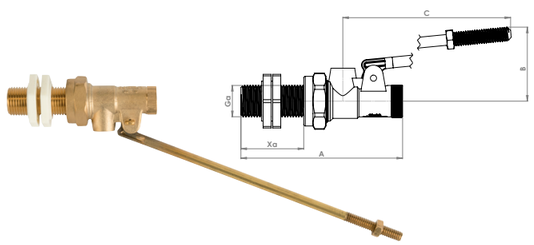


**General Specification**

- Pressure Rating: PN14
- Working Temperature: 0°C to 85°C

**Material Specification**

| Part | Material |
|---|---|
| Body | Brass CW617N |
| Washer | Fibre compound |
| Float Arm | Brass CW617N |
| MI Body | Brass CW617N |
| MI Body Nut | Brass CW614N |
| Nozzle | Plastic |
| Nut | Brass CW617N |
| Flange Nut | Plastic |
| Sealing Disc | Nitrile butadiene rubber (NBR) |
| Valve Cap | Plastic |
| Shuttle | Brass CW614N |

**Product Codes & Dimensions**

| Code | Size (Ga) | A | B | C | Xa |
|---|---|---|---|---|---|
| BV.04 | 1/2" | 106 | 41 | 224 | 41 |

## Foot & Float Valves & Strainers

### **BV.05** Part 2 High Pressure Ball Valves

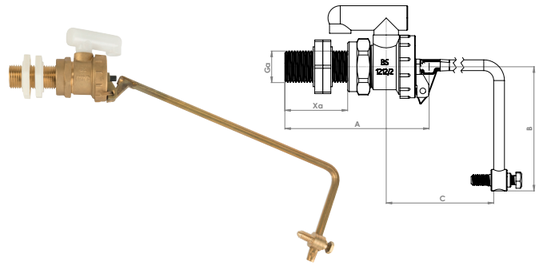


**General Specification**

- Complies with: BS1212-2

**Material Specification**

| Part | Material |
|---|---|
| Body | Brass CW617N |
| Washer | Fibre compound |
| Float Arm | Brass CW617N |
| MI Body | Brass CW617N |
| MI Body Nut | Brass CW617N |
| Nozzle | Plastic |
| Nut | Brass CW614N |
| Flange Nut | Plastic |
| Sealing Disc | Nitrile butadiene rubber (NBR) |
| Valve Cap | Plastic |
| Valve Cap Nut | Brass CW617N |
| Shuttle | Brass CW614N |
| Exit Pipe | Plastic |

**Product Codes & Dimensions**

| Code | Size (Ga) | A | B | C | Xa |
|---|---|---|---|---|---|
| BV.05 | 1/2" | 92 | 81 | 228 | 29 |

### **BVV** MOH Brass Float Valve

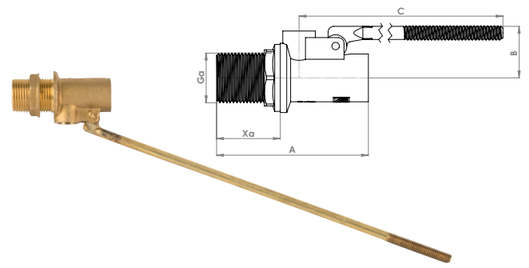


**General Specification**

- Pressure Rating: PN14
- Working Temperature: 0°C to 85°C

**Material Specification**

| Part | Material |
|---|---|
| Body | Brass CW617N |
| Washer | Nitrile butadiene rubber (NBR) |
| Float Arm | Brass CW617N |
| Flange Nut | Brass CW614N |
| Nut | Brass CW614N |
| Shuttle | Brass CW614N |

**Product Codes & Dimensions**

| Code | Size (Ga) | Seat Bore | Tail Length | Lever Size | Float size |
|---|---|---|---|---|---|
| BVV.11 | 1/2" | 1/8" | 1 1/4" | 10 x 5/16" | 4 1/2" x 5/16"W |
| BVV.12 | 3/4" | 1/4" | 1 1/2" | 13 x 5/16" | 5" x 5/16"W |
| BVV.13 | 1" | 3/8" | 1 1/2" | 14 x 3/8" | 6" x 3/8"W |
| BVV.14 | 1 1/4" | 1/2" | 2" | 17 x 3/8" | 8" x 3/8"W |
| BVV.15 | 1 1/2" | 5/8" | 2" | 21 x 1/2" | 10" x 1/2"W |
| BVV.16 | 2" | 5/8" | 2" | 21 x 1/2" | 10" x 1/2"W |

| Code | A | B | C | Xa |
|---|---|---|---|---|
| BVV.11 | 76 | 31 | 268 | 31 |
| BVV.12 | 81 | 35 | 366 | 33 |
| BVV.13 | 92 | 49 | 42 | 38 |
| BVV.14 | 105 | 49 | 466 | 48 |
| BVV.15 | 111 | 58 | 480 | 49 |
| BVV.16 | 123 | 69 | 514 | 50 |

**Flow Rate & Size Selection Chart (GPM)**

| 1/2" | 3/4" | 1" | 1 1/4" | 1 1/2' | 2" |
|---|---|---|---|---|---|
| 0.25 | 0.82 | 1.85 | 2.50 | 5.90 | 11.70 |
| 0.35 | 1.16 | 2.60 | 3.50 | 8.30 | 16.50 |
| 0.50 | 1.65 | 3.70 | 4.90 | 11.80 | 23.50 |
| 0.70 | 2.33 | 5.20 | 6.90 | 16.60 | 33.70 |
| 0.93 | 3.10 | 6.90 | 9.20 | 21.90 | 43.10 |
| 1.10 | 3.70 | 8.20 | 11.00 | 26.30 | 52.50 |
| 1.40 | 4.50 | 10.10 | 13.50 | 32.30 | 64.40 |
| 1.60 | 5.20 | 11.70 | 15.60 | 37.30 | 74.40 |
| 1.76 | 5.80 | 13.00 | 17.40 | 41.60 | 83.10 |
| 1.93 | 6.40 | 14.30 | 19.10 | 45.60 | 91.00 |
| 2.10 | 6.90 | 15.40 | 20.60 | 49.20 | 98.30 |
| 2.20 | 7.40 | 16.50 | 22.00 | 52.60 | 105.00 |

# Pressure Reducing Valves & Bib Tap

## **FTH4891NP** Pressure Reducer

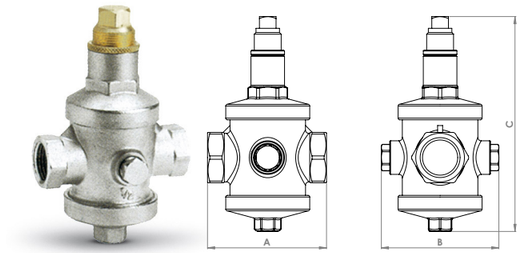


### General Specification

- Pressure Rating: PN25
- Outlet Regulation: 1/2″ to 1″ = 0.5 - 5 Bar
  1 1/4″ to 2″ = 1 - 5.5 Bar
- Factory set pressure: 3 bar
- Working Temperature: 0°C to 80°C

### Product Codes & Dimensions

| Code | Size | A | B | C |
|---|---|---|---|---|
| FTH4891NP.12 | 1/2″ | 70 | 68 | 128 |
| FTH4891NP.34 | 3/4″ | 74 | 68 | 128 |
| FTH4891NP.1 | 1″ | 90 | 80 | 160 |
| FTH4891NP.114 | 1 1/4″ | 126 | 92 | 230 |
| FTH4891NP.112 | 1 1/2″ | 126 | 92 | 230 |
| FTH4891NP.2 | 2″ | 154 | 110 | 260 |

## **L480** Bib Tap




### General Specification

- Pressure Rating: PN10
- Working Temperature: -20°C to 100°C
- 5 Year Warranty

### Material Specification

| Part | Material |
|---|---|
| Body | Brass CW617N nickel-plated |
| Male Threaded Body | Brass CW617N nickel-plated |
| Ball | Brass CW614N chrome-plated |
| Sealing Rings | PTFE |
| Drive Column | Brass CW617N |
| Lever | Steel |
| Lever Nut | Brass CW614N chrome-plated |
| Washer | Nitrile butadiene rubber (NBR) |
| Male Tap Piece | AISI 304 stainless steel |
| Sealing Nut | AISI 304 stainless steel |

### Product Codes & Dimensions

| Code | Size (Ga) | A | B | C | Xa | Xb |
|---|---|---|---|---|---|---|
| L480.2 | 1/2″ | 85 | 40 | 79 | 12 | 21 |
| L480.3 | 3/4″ | 104 | 43 | 79 | 13 | 24 |
| L480.4 | 1″ | 116 | 52 | 102 | 14 | 31 |

# Commercial Valves

## **FFL4807** Fixed Orifice Double Regulating Valve (FODRV)

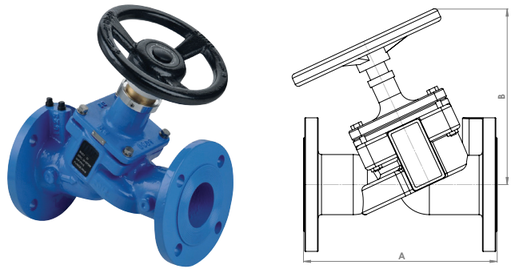


### General Specification

- Pressure Rating: PN16
- Working Temperature: -10°C to 120°C
- Flange to: EN 1092-2
- Complies with: BS7350

### Material Specification

| Part | Material | Specification |
|---|---|---|
| Body | Ductile iron | EN-JL 1050 |
| Bonnet | Ductile iron | EN-JL 1050 |
| Stem | Stainless steel | BS970 410S21 |
| Disc | EPDM coated ductile iron | EN-JL 1050 |
| Gland | Brass | CW617N |
| Gland | Ductile iron | EN-JL 1050 |
| Stem Nut | Brass | CW617N |
| Handwheel | Ductile iron | EN-JL 1050 |
| Test Points | Brass | CW602N |
| Orifice Plate | Brass | CW617N |
| Packing | Graphite | Non-asbestos |

### Product Codes & Dimensions

| Code | Size | A | B |
|---|---|---|---|
| FFL4807.212 | 65 | 290 | 265 |
| FFL4807.3 | 80 | 310 | 270 |
| FFL4807.4 | 100 | 350 | 310 |
| FFL4807.5 | 125 | 400 | 340 |
| FFL4807.6 | 150 | 480 | 340 |
| FFL4807.8 | 200 | 600 | 537 |
| FFL4807.10 | 250 | 730 | 570 |
| FFL4807.12 | 300 | 850 | 690 |

## **FFL4187** Gate Valve Non Rising Stem

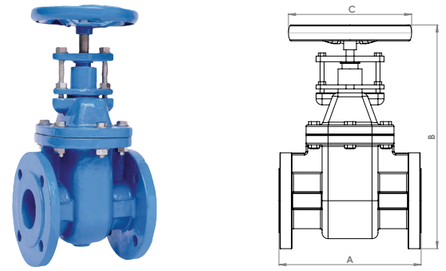


### General Specification

- Pressure Rating: PN16
- Working Temperature: -10°C to 120°C
- Manufacture Conforms to: BS5150
- Flange Conforms to: EN 1092-2

### Material Specification

| Part | Material | Specification |
|---|---|---|
| Body | Ductile iron | EN-JL 1050 |
| Bonnet | Ductile iron | EN-JL 1050 |
| Disc | Ductile iron | EN-JL 1050 |
| Seat Ring | Bronze | CC491K |
| | Brass | CW603N |
| Stem | Stainless steel | BS970 420S37 |
| Packing | Graphite | Asbestos-free |
| Handwheel | Cast iron | EN-JL 1040 |

### Product Codes & Dimensions

| Code | Size | A | B | C |
|---|---|---|---|---|
| FFL4187.50 | 50 | 178 | 278 | 180 |
| FFL4187.65 | 65 | 190 | 312 | 180 |
| FFL4187.80 | 80 | 203 | 327 | 200 |
| FFL4187.100 | 100 | 229 | 400 | 250 |
| FFL4187.125 | 125 | 254 | 489 | 300 |
| FFL4187.150 | 150 | 267 | 544 | 300 |
| FFL4187.200 | 200 | 292 | 632 | 350 |
| FFL4187.250 | 250 | 330 | 772 | 400 |
| FFL4187.300 | 300 | 356 | 863 | 450 |

## **FFL4827** OS & Y Metal Seated Gate Valve

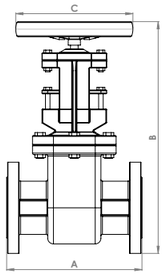


**General Specification**

- Pressure Rating: PN16
- Working Temperature: -10°C to 120°C
- Manufacture Conforms to: BS5150
- Flange Conforms to: EN 1092-2
- Testing Conforms to: BS6755

**Material Specification**

| Part | Material | Specification |
|---|---|---|
| Body | Ductile iron | EN-JL 1050 |
| Bonnet | Ductile iron | EN-JL 1050 |
| Disc | Ductile iron | EN-JL 1050 |
| Seat Ring | Bronze | CC491K |
| | Brass | CW603N |
| Stem | Stainless steel 420 | BS970 420S37 |
| Packing | Graphite | Asbestos-free |
| Handwheel | Cast iron | EN-JL 1040 |

**Product Codes & Dimensions**

| Code | Size | A | B | C |
|---|---|---|---|---|
| FFL4827.50 | 50 | 178 | 375 | 200 |
| FFL4827.65 | 65 | 190 | 408 | 200 |
| FFL4827.80 | 80 | 203 | 441 | 200 |
| FFL4827.100 | 100 | 229 | 544 | 250 |
| FFL4827.125 | 125 | 254 | 643 | 250 |
| FFL4827.150 | 150 | 267 | 770 | 300 |
| FFL4827.200 | 200 | 292 | 958 | 350 |
| FFL4827.250 | 250 | 330 | 1255 | 450 |
| FFL4827.300 | 300 | 356 | 1442 | 450 |

## **FFL4837** Globe Valve

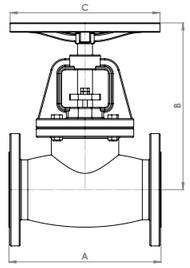


**General Specification**

- Pressure Rating: PN16
- Working Temperature: -10°C to 120°C
- Manufacture Conforms to: BS5163
- Flange Conforms to: EN 1092-2
- Testing Conforms to: BS6755

**Material Specification**

| Part | Material | Specification |
|---|---|---|
| Body | Cast iron | EN-JL 1040 |
| Bonnet | Cast iron | EN-JL 1040 |
| Disc | Stainless steel 420 (15-20) | |
| | Cast iron (65-300mm) | EN-JL 1040 |
| Seat Ring | Stainless steel 420 | BS970 420S37 |
| Stem | Stainless steel 420 | BS970 420S37 |
| Packing | Graphite | Asbestos-free |
| Handwheel | Cast iron | EN-JL 1040 |

**Product Codes & Dimensions**

| Code | Size | A | B | C |
|---|---|---|---|---|
| FFL4837.50 | 50 | 203 | 282 | 200 |
| FFL4837.65 | 65 | 216 | 292 | 200 |
| FFL4837.80 | 80 | 241 | 337 | 255 |
| FFL4837.100 | 100 | 292 | 394 | 255 |
| FFL4837.125 | 125 | 330 | 445 | 306 |
| FFL4837.150 | 150 | 356 | 495 | 360 |
| FFL4837.200 | 200 | 495 | 635 | 360 |
| FFL4837.250 | 250 | 622 | 775 | 406 |
| FFL4837.300 | 300 | 698 | 858 | 406 |



Commercial Valves

## **FFL4517** Wafer Type Double Door Check Valve

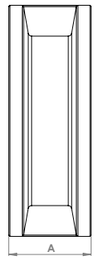


**General Specification**

- Pressure Rating: PN16/CLASS 125
- Working Temperature: -20°C to 110°C (EPDM)
  -10°C to 80°C (Rubber)

**Material Specification**

| Part | Material | Specification |
|---|---|---|
| Body | Ductile iron | AS36 65-45-12 |
| Disc | Stainless steel 316 | A351 CF8M |
| Stem | Stainless steel 316 | S31600 |
| Seat Ring | EPDM/rubber | Commercial |
| Spring | Stainless steel 304 | S30400 |

**Product Codes & Dimensions**

| Code | Size | A |
|---|---|---|
| FFL4517.50 | 50 | 43 |
| FFL4517.65 | 65 | 46 |
| FFL4517.80 | 80 | 64 |
| FFL4517.100 | 100 | 64 |
| FFL4517.125 | 125 | 70 |
| FFL4517.150 | 150 | 76 |
| FFL4517.200 | 200 | 89 |
| FFL4517.250 | 250 | 114 |
| FFL4517.300 | 300 | 114 |
| FFL4517.350 | 350 | 127 |
| FFL4517.400 | 400 | 140 |
| FFL4517.450 | 450 | 152 |
| FFL4517.500 | 500 | 152 |
| FFL4517.600 | 600 | 178 |
| FFL4517.700 | 700 | 229 |
| FFL4517.800 | 800 | 241 |

## **FFL4767** Swing Type Check Valve

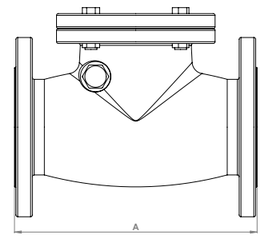


**General Specification**

- Pressure Rating: PN16
- Working Temperature: -10°C to 120°C
- Conforms to: EN12334 (BS5153)

**Material Specification**

| Part | Material | Specification |
|---|---|---|
| Body | Cast iron | EN-JL 1040 |
| Cover | Cast iron | EN-JL 1040 |
| Disc | Cast iron | EN-JL 1040 |
| Body Seat Ring | Bronze | CC491K |
| Disc Ring | Bronze | CC491K |
| Cap Bolts | Steel | BS 3692 Gr.8.8 |
| Cap Bolt Nut | Steel | BS 3692 Gr.8.8 |
| Gasket | Asbestos-free | |
| Body Plate | Aluminium | |

**Product Codes & Dimensions**

| Code | Size | A |
|---|---|---|
| FFL4767.50 | 50 | 203 |
| FFL4767.65 | 65 | 216 |
| FFL4767.80 | 80 | 241 |
| FFL4767.100 | 100 | 292 |
| FFL4767.125 | 125 | 330 |
| FFL4767.150 | 150 | 356 |
| FFL4767.200 | 200 | 495 |
| FFL4767.250 | 250 | 622 |
| FFL4767.300 | 300 | 698 |

## FFL5187 Y Type Strainer

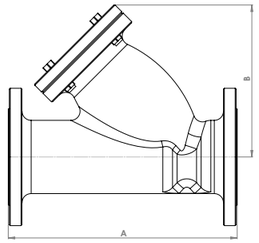


### General Specification

- Pressure Rating: PN16
- Flange Conforms to: EN1092-2
- Testing Conforms to: BS6755

### Material Specification

| Part | Material | Specification |
|---|---|---|
| Body | Ductile iron | EN-JL 1050 |
| Cap | Ductile iron | EN-JL 1050 |
| Screen | Stainless steel 304 | BS907 304S15 |
| Blowoff Plug | Carbon steel | |

### Product Codes & Dimensions

| Code | Size | A | B |
|---|---|---|---|
| FFL5187.50 | 50 | 223 | 150 |
| FFL5187.65 | 65 | 273 | 189 |
| FFL5187.80 | 80 | 292 | 213 |
| FFL5187.100 | 100 | 352 | 226 |
| FFL5187.125 | 125 | 416 | 273 |
| FFL5187.150 | 150 | 470 | 301 |
| FFL5187.200 | 200 | 543 | 370 |
| FFL5187.250 | 250 | 660 | 457 |
| FFL5187.300 | 300 | 762 | 540 |
| FFL5187.350 | 350 | 980 | 740 |
| FFL5187.400 | 400 | 1100 | 850 |
| FFL5187.450 | 450 | 1200 | 800 |

Commercial Valves

## FFL4507 Wafer Type Butterfly Valve

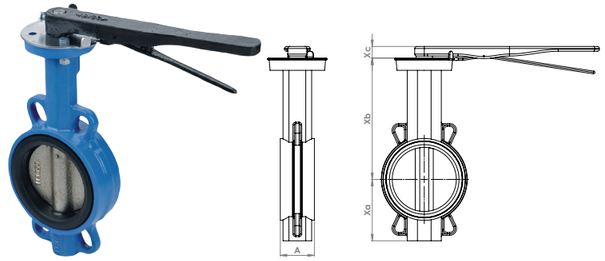


### General Specification

- Pressure Rating: PN16
- Working Medium: Water, Oil, Gas
- Working Temperature: -20°C to 110°C (EPDM Seat)
  -10°C to 80°C (Rubber Seat)
- Manufactured to: BS EN593

### Material Specification

| Part | Material | Specification |
|---|---|---|
| Body | Ductile iron | A536 Gr. 65-45-12 |
| Disc | AISI 304 stainless steel 304 | A351 CF-8 |
| | AISI 304 stainless steel 316 | A351 CF-8M |
| Shaft | AISI 304 stainless steel 410 | A276 S 410 00 |
| | AISI 304 stainless steel 431 | A276 S 431 00 |
| Seat | EPDM/Nitrile butadiene rubber (NBR) | |
| O-Ring | EPDM/Nitrile butadiene rubber (NBR) | |
| | PTFE | |
| Bushing | PTFE | |
| | Bronze CC491K | B62 C83600 |

### Product Codes & Dimensions

| Code | Size | A | X | Xb | Xc |
|---|---|---|---|---|---|
| FFL4507.40 | 40 | 33 | 68 | 110 | 24 |
| FFL4507.50 | 50 | 42 | 80 | 161 | 30 |
| FFL4507.65 | 65 | 45 | 89 | 175 | 30 |
| FFL4507.80 | 80 | 45 | 95 | 181 | 30 |
| FFL4507.100 | 100 | 51 | 114 | 200 | 30 |
| FFL4507.125 | 125 | 55 | 127 | 213 | 30 |
| FFL4507.150 | 150 | 55 | 139 | 226 | 30 |
| FFL4507.200 | 200 | 60 | 175 | 260 | 34 |
| FFL4507.250 | 250 | 67 | 203 | 292 | 34 |
| FFL4507.300 | 300 | 76 | 242 | 337 | 34 |
| FFL4507.350 | 350 | 76 | 267 | 368 | 40 |
| FFL4507.400 | 400 | 102 | 316 | 400 | 52 |
| FFL4507.450 | 450 | 114 | 334 | 422 | 52 |
| FFL4507.500 | 500 | 127 | 370 | 480 | 64 |
| FFL4507.550 | 550 | 151 | 433 | 533 | 70 |
| FFL4507.600 | 600 | 151 | 468 | 562 | 70 |
| FFL4507.650 | 650 | 172 | 484 | 540 | 95 |
| FFL4507.700 | 700 | 165 | 530 | 626 | 95 |
| FFL4507.750 | 750 | 167 | 554 | 660 | 95 |
| FFL4507.800 | 800 | 188 | 605 | 666 | 130 |
| FFL4507.900 | 900 | 203 | 668 | 720 | 130 |
| FFL4507.1000 | 1000 | 216 | 728 | 806 | 130 |
| FFL4507.1200 | 1200 | 276 | 855 | 938 | 150 |

# Commercial Valves

## **FFL4547** Double flange Butterfly Valve

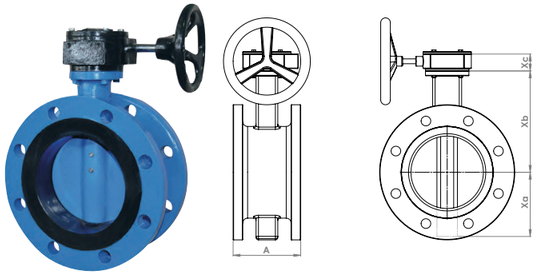


### General Specification

- Pressure Rating: PN10
- Working Medium: Water, Oil, Gas
- Working Temperature: -20°C to 110°C (EPDM Seat)
  -10°C to 80°C (Rubber Seat)
- Complies with: AWWA C504

### Material Specification

| Part | Material | Specification |
|---|---|---|
| Body | Ductile iron | A536 Gr. 65-45-12 |
| Disc | Ductile ion | A536 Gr. 65-45-12 |
| | Bronze CC491K | B148 C95400 |
| | Stainless steel 304 | A351 CF-8 |
| | Stainless steel 316 | A351 CF-8M |
| Shaft | Stainless steel 410 | A276 S 410 |
| | Stainless steel 431 | A276 S 431 |
| Seat | EPDM / Nitrile butadiene rubber (NBR) | |
| O-Ring | EPDM / Nitrile butadiene R=rubber (NBR) | |
| Bushing | Bronze | B62 C83600 |

### Product Codes & Dimensions

| Code | Size | A | Xa | Xb | Xc |
|---|---|---|---|---|---|
| FFL4547.50 | 50 | 108 | 70 | 130 | 32 |
| FFL4547.65 | 65 | 112 | 75 | 140 | 32 |
| FFL4547.80 | 80 | 114 | 85 | 150 | 32 |
| FFL4547.100 | 100 | 127 | 104 | 160 | 32 |
| FFL4547.125 | 125 | 140 | 112 | 180 | 32 |
| FFL4547.150 | 150 | 140 | 130 | 200 | 32 |
| FFL4547.200 | 200 | 152 | 160 | 230 | 38 |
| FFL4547.250 | 250 | 165 | 194 | 260 | 38 |
| FFL4547.300 | 300 | 178 | 220 | 300 | 38 |
| FFL4547.350 | 350 | 190 | 270 | 360 | 45 |
| FFL4547.400 | 400 | 216 | 305 | 390 | 51 |
| FL4547.450 | 450 | 222 | 332 | 420 | 51 |
| FL4547.500 | 500 | 229 | 362 | 470 | 64 |
| FL4547.600 | 600 | 267 | 415 | 540 | 70 |
| FL4547.700 | 700 | 292 | 515 | 565 | 72 |
| FL4547.750 | 750 | 318 | 545 | 612 | 72 |
| FL4547.900 | 900 | 330 | 605 | 680 | 77 |
| FL4547.1000 | 1000 | 410 | 685 | 760 | 85 |
| FL4547.1050 | 1050 | 410 | 730 | 820 | 85 |
| FL4547.1100 | 1100 | 450 | 730 | 820 | 85 |
| FL4547.1200 | 1200 | 470 | 790 | 820 | 150 |

# Manifold & Angle Valves

## **FTH4271NP** Manifold with Valves and D.16 Adaptors

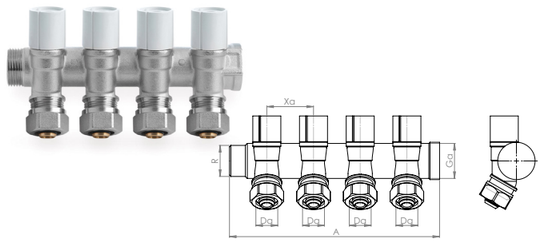


### General Specification

- Finish: Nickel-plated
- Pressure Rating: PN10
- Working Temperature: 0°C to 95°C
- Threads to: ISO 228
- Side connections: M22x15 - D.16 Adaptors for PEX Pipe

### Material Specification

| Part | Material |
|---|---|
| Body | Brass CW617N UNI-EN 1265 nickel-plated |
| Seal | EPDM perox |
| O-Ring | EPDM perox |
| Upper Part | Brass CW617N UNI-EN 1264 |
| Snap Ring | Bronze CC491K UNI-EN 1982:200 |
| Stem | Brass CW617N UNI-EN 1264 |
| O-Ring | EPDM perox |
| Hose-end Pipe | Brass CW617N UNI-EN 1264 |
| Seal | PTFE |
| O-Ring | EPDM perox |
| Olive | Brass CW617N UNI-EN 1264 |
| Nut | Brass CW617N UNI-EN 1265 nickel-plated |
| Screw | AISI 304 Stainless steel |
| Handle | Plastic |

### Product Codes & Dimensions

| Code | A | Xa | Da | R | Ga | Ways |
|---|---|---|---|---|---|---|
| FTH4271NP.234 | 83 | 35 | 16 | 3/4" | 3/4" | 2 |
| FTH4271NP.334 | 118 | 35 | 16 | 3/4" | 3/4" | 3 |
| FTH4271NP.444 | 153 | 35 | 16 | 3/4" | 3/4" | 4 |

## **FTH4281NP** Manifold from Bar with Regulating Upper Parts

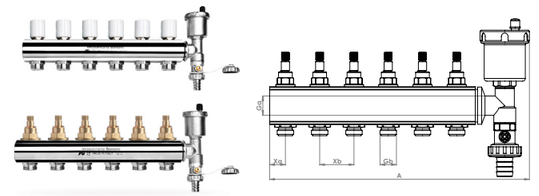


### General Specification

- Finish: Nickel-plated
- Pressure Rating: PN10
- Working Temperature: 0°C to 95°C
- Threads to: ISO 228
- Side Connections: 3/4" to ISO 228

### Material Specification

| Part | Material |
|---|---|
| Manifold | Brass CW617N UNI-EN 1268 nickel-plated |
| Upper Part | Brass CW617N UNI-EN 1264 nickel-plated |
| Connector | Brass CW617N UNI-EN 1268 nickel-plated |
| Handle | Plastic (ABS) |
| Bracket | Galvanised iron |

### Product Codes & Dimensions

| Code | A | Xa | Xb | Ga | Gb | PN | Ways |
|---|---|---|---|---|---|---|---|
| FTH4281NP.3 | 200 | 26 | 50 | 1" | 3/4" | 10 | 3 |
| FTH4281NP.4 | 250 | 26 | 50 | 1" | 3/4" | 10 | 4 |
| FTH4281NP.5 | 300 | 26 | 50 | 1" | 3/4" | 10 | 5 |
| FTH4281NP.6 | 350 | 26 | 50 | 1" | 3/4" | 10 | 6 |
| FTH4281NP.7 | 400 | 26 | 50 | 1" | 3/4" | 10 | 7 |
| FTH4281NP.8 | 450 | 26 | 50 | 1" | 3/4" | 10 | 8 |
| FTH4281NP.9 | 500 | 26 | 50 | 1" | 3/4" | 10 | 9 |
| FTH4281NP.10 | 550 | 26 | 50 | 1" | 3/4" | 10 | 10 |
| FTH4281NP.11 | 600 | 26 | 50 | 1" | 3/4" | 10 | 11 |
| FTH4281NP.12 | 650 | 26 | 50 | 1" | 3/4" | 10 | 12 |
| FTH4281NP.13 | 700 | 26 | 50 | 1" | 3/4" | 10 | 13 |

## FTH4251NP Pre-Assembled Manifold

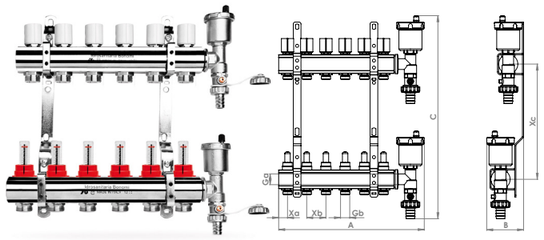

### General Specification

- Finish: Nickel-plated
- Pressure Rating: PN10
- Working Temperature: 0°C to 95°C
- Threads to: ISO 228
- Side Connections: 3/4" to ISO 228

### Material Specification

| Part | Material |
|---|---|
| Manifold | Brass CW617N UNI-EN 1268 nickel-plated |
| Upper Part | Brass CW617N UNI-EN 1264 nickel-plated |
| Connector | Brass CW617N UNI-EN 1268 nickel-plated |
| Handle | Plastic (ABS) |
| Bracket | Galvanised iron |

### Product Codes & Dimensions

| Code | A | B | C | Xa | Xb | Xc | Ga | Gb | PN | Ways |
|---|---|---|---|---|---|---|---|---|---|---|
| FTH4251NP.3 | 200 | 70 | 370 | 26 | 50 | 200 | 1" | 3/4" | 10 | 3 |
| FTH4251NP.4 | 250 | 70 | 370 | 26 | 50 | 200 | 1" | 3/4" | 10 | 4 |
| FTH4251NP.5 | 300 | 70 | 370 | 26 | 50 | 200 | 1" | 3/4" | 10 | 5 |
| FTH4251NP.6 | 350 | 70 | 370 | 26 | 50 | 200 | 1" | 3/4" | 10 | 6 |
| FTH4251NP.7 | 400 | 70 | 370 | 26 | 50 | 200 | 1" | 3/4" | 10 | 7 |
| FTH4251NP.8 | 450 | 70 | 370 | 26 | 50 | 200 | 1" | 3/4" | 10 | 8 |
| FTH4251NP.9 | 500 | 70 | 370 | 26 | 50 | 200 | 1" | 3/4" | 10 | 9 |
| FTH4251NP.10 | 550 | 70 | 370 | 26 | 50 | 200 | 1" | 3/4" | 10 | 10 |
| FTH4251NP.11 | 600 | 70 | 370 | 26 | 50 | 200 | 1" | 3/4" | 10 | 11 |
| FTH4251NP.12 | 650 | 70 | 370 | 26 | 50 | 200 | 1" | 3/4" | 10 | 12 |
| FTH4251NP.13 | 700 | 70 | 370 | 6 | 50 | 200 | 1" | 3/4" | 10 | 13 |

## FTH4261NP Manifold with Valve

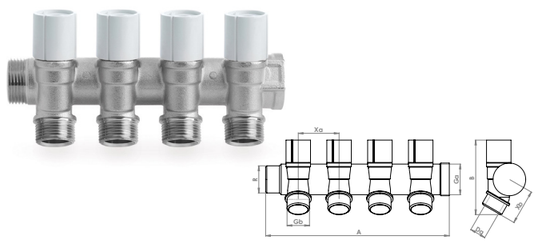

### General Specification

- Finish: Nickel-plated
- Pressure Rating: PN10
- Working Temperature: 0°C to 95°C
- Threads to: ISO 228
- Side Connections: 1/2" to ISO 228

### Material Specification

| Part | Material |
|---|---|
| Body | Brass CW617N UNI-EN 1265 nickel-plated |
| Gasket | EPDM perox |
| Upper Part O-Ring | EPDM perox |
| Snap Ring | Bronze CC491K |
| Stem | Brass CW617N UNI-EN 1264 |
| Stem O-Ring | EPDM perox |
| Valve | Brass CW617N UNI EN 12164 |
| Screw | AISI 304 Stainless steel |
| Handle | Plastic (ABS) |

### Product Codes & Dimensions

| Code | A | B | Xa | Xb | R | Ga | Gb | PN | Ways |
|---|---|---|---|---|---|---|---|---|---|
| FTH4261NP.23412 | 83 | 73 | 35 | 35.5 | 3/4" | 3/4" | 1/2" | 10 | 2 |
| FTH4261NP.2112 | 90 | 77 | 35 | 36.5 | 1" | 1" | 1/2" | 10 | 2 |
| FTH4261NP.33412 | 118 | 73 | 35 | 35.5 | 3/4" | 3/4" | 1/2" | 10 | 3 |
| FTH4261NP.3112 | 125 | 77 | 35 | 36.5 | 1" | 1" | 1/2" | 10 | 3 |
| FTH4261NP.43412 | 153 | 73 | 35 | 35.5 | 3/4" | 3/4" | 1/2" | 10 | 4 |
| FTH4261NP.4112 | 158 | 77 | 35 | 36.5 | 1" | 1" | 1/2" | 10 | 4 |
| FTH4261NP.53412 | 188 | 73 | 35 | 35.5 | 3/4" | 3/4" | 1/2" | 10 | 5 |
| FTH4261NP.5112 | 195 | 77 | 35 | 36.5 | 1" | 1" | 1/2" | 10 | 5 |

Manifold & Angle Valves

## FTH4261NP Manifold with Valve

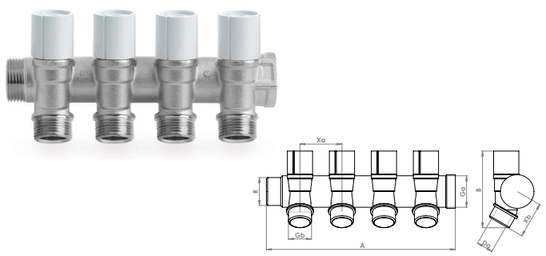

### General Specification

- Finish: Nickel-plated
- Pressure Rating: PN10
- Working Temperature: 0°C to 95°C
- Threads to: ISO 228
- Side Connections: METRIC M22 x 1.5

### Material Specification

| Part | Material |
|---|---|
| Body | Brass CW617N UNI-EN 1265 nickel-plated |
| Gasket | EPDM perox |
| Upper Part O-Ring | EPDM perox |
| Upper Part | Brass CW617N UNI-EN 1264 |
| Snap Ring | Bronze CC491K |
| Stem | Brass CW617N UNI-EN 1264 |
| Stem O-Ring | EPDM perox |
| Valve | Brass CW617N UNI EN 12164 |
| Screw | AISI 304 Stainless steel |
| Handle | Plastic (ABS) |

### Product Codes & Dimensions

| Code | A | B | Xa | Xb | R | Ga | Gb | PN | Ways |
|---|---|---|---|---|---|---|---|---|---|
| FTH4261NP.2342215 | 83 | 73 | 35 | 35.5 | 3/4" | 3/4" | M22 x1.5 | 10 | 2 |
| FTH4261NP.212215 | 90 | 77 | 35 | 36.5 | 1" | 1" | M22 x1.5 | 10 | 2 |
| FTH4261NP.3342215 | 118 | 73 | 35 | 35.5 | 3/4" | 3/4" | M22 x1.5 | 10 | 3 |
| FTH4261NP.312215 | 125 | 77 | 35 | 36.5 | 1" | 1" | M22 x1.5 | 10 | 3 |
| FTH4261NP.4342215 | 153 | 73 | 35 | 35.5 | 3/4" | 3/4" | M22 x1.5 | 10 | 4 |
| FTH4261NP.412215 | 158 | 77 | 35 | 36.5 | 1" | 1" | M22 x1.5 | 10 | 4 |
| FTH4261NP.5342215 | 188 | 73 | 35 | 35.5 | 3/4" | 3/4" | M22 x1.5 | 10 | 5 |
| FTH4261NP.512215 | 195 | 77 | 35 | 36.5 | 1" | 1" | M22 x1.5 | 10 | 5 |

## FTH4261NP Manifold with Valve

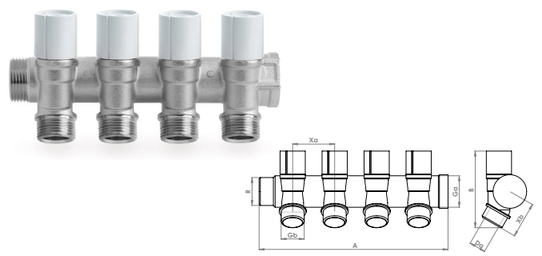

### General Specification

- Finish: Nickel-plated
- Pressure Rating: PN10
- Working Temperature: 0°C to 95°C
- Threads to: ISO 228
- Side Connections: 24x19

### Material Specification

| Part | Material |
|---|---|
| Body | Brass CW617N UNI-EN 1265 nickel-plated |
| Gasket | EPDM perox |
| Upper Part O-Ring | EPDM perox |
| Upper Part | Brass CW617N UNI-EN 1264 |
| Snap Ring | Bronze CC491K |
| Stem | Brass CW617N UNI-EN 1264 |
| Stem O-Ring | EPDM perox |
| Valve | Brass CW617N UNI EN 12164 |
| Screw | AISI 304 Stainless steel |
| Handle | Plastic (ABS) |

### Product Codes & Dimensions

| Code | A | B | Da | Xa | Xb | R | Gb | PN | Ways |
|---|---|---|---|---|---|---|---|---|---|
| FTH4261NP.212419 | 97 | 77 | 18.1 | 35 | 37 | 1" | 24 x19 | 10 | 2 |
| FTH4261NP.312419 | 132 | 77 | 18.1 | 35 | 37 | 1" | 24 x19 | 10 | 3 |
| FTH4261NP.412419 | 167 | 77 | 18.1 | 35 | 37 | 1" | 24 x19 | 10 | 4 |
| FTH4261NP.512419 | 202 | 77 | 18.1 | 35 | 37 | 1" | 24 x19 | 10 | 5 |

# Manifold & Angle Valves

## **FTH4261NP** Manifold with Valve

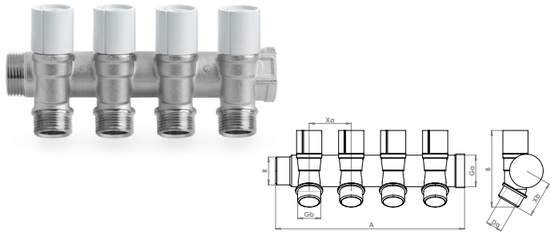


### General Specification

- Finish: Nickel- plated
- Pressure Rating: PN10
- Working Temperature: 0°C to 95°C
- Threads to: ISO 228
- Side Connections: 16 x 2 Outlets for PEX

### Material Specification

| Part | Material |
|---|---|
| Body | Brass CW617N UNI-EN 1264 nickel-plated |
| Gasket | EPDM perox |
| Upper Part O-Ring | EPDM perox |
| Upper Part | Brass CW617N UNI-EN 1264 |
| Snap Ring | Bronze CC491K |
| Stem | Brass CW617N UNI-EN 1264 |
| O-Ring | EPDM perox |
| Valve | Brass CW617N UNI EN 12164 |
| O-Ring | EPDM perox |
| Hose-end Pipe | Brass CW617N UNI EN 12164 |
| Seal | PTFE |
| O-Ring | EPDM perox |
| Olive | Brass CW617N UNI EN 12164 |
| Nut | Brass CW617N UNI EN 12164 nickel-plated |
| Screw | AISI 304 Stainless steel |
| Handle | Plastic |

### Product Codes & Dimensions

| Code | A | Xa | R | Ga | Gb | PN | Ways |
|---|---|---|---|---|---|---|---|
| FTH4261NP.234162 | 83 | 35 | 3/4" | 3/4" | 16x2 | 10 | 2 |
| FTH4261NP.21162 | 90 | 35 | 1" | 1" | 16x2 | 10 | 2 |
| FTH4261NP.334162 | 118 | 35 | 3/4" | 3/4" | 16x2 | 10 | 3 |
| FTH4261NP.31162 | 125 | 35 | 1" | 1" | 16x2 | 10 | 3 |
| FTH4261NP.434162 | 153 | 35 | 3/4" | 3/4" | 16x2 | 10 | 4 |
| FTH4261NP.41162 | 158 | 35 | 1" | 1" | 16x2 | 10 | 4 |
| FTH4261NP.534162 | 188 | 35 | 3/4" | 3/4" | 16x2 | 10 | 5 |
| FTH4261NP.51162 | 195 | 35 | 1" | 1" | 16x2 | 10 | 5 |

Manifold & Angle Valves

## **FTH4921** Manifold Terminal with Relief Valve




### General Specification

- Finishes available: Nickel-plated & Sandblasted brass
- Pressure Rating: PN10
- Working Temperature: 0°C to 95°C
- Threads to: ISO 228

### Material Specification

| Part | Component |
|---|---|
| 1 | 1/2" Boiler ball drain valve with lever |
| 2 | F/M/F Tee with O-Ring |
| 3 | Drain cock with O-Ring |

### Product Codes & Dimensions

| Code | Finish: | A | B | R | PN |
|---|---|---|---|---|---|
| FTH4921.34 | Sandblasted | 37 | 120 | 3/4" | 10 |
| FTH4921.1 | Sandblasted | 37 | 120 | 1" | 10 |
| FTH4921NP.34 | Nickel-plated | 37 | 120 | 3/4" | 10 |
| FTH4921NP.1 | Nickel-plated | 37 | 120 | 1" | 10 |

## **FTH4301** Manifold Terminal with Automatic Relief Valve

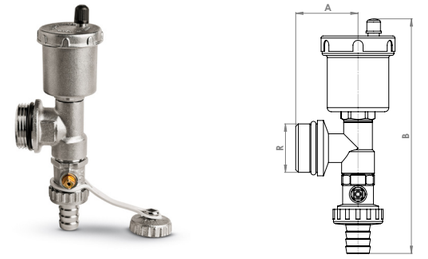


### General Specification

- Finishes available: Nickel-plated & Sandblasted brass
- Pressure Rating: PN10
- Working Temperature: 0°C to 95°C
- Threads to: ISO 228

### Material Specification

| Part | Component |
|---|---|
| 1 | 1/2" Boiler ball drain valve with lever |
| 2 | F/M/F Tee with O-Ring |
| 3 | 3/8" Automatic relief valve |

### Product Codes & Dimensions

| Code | Finish: | A | B | R | PN |
|---|---|---|---|---|---|
| FTH4301.34 | Sandblasted | 37 | 165 | 3/4" | 10 |
| FTH4301.1 | Sandblasted | 37 | 165 | 1" | 10 |
| FTH4301NP.34 | Nickel-plated | 37 | 165 | 3/4" | 10 |
| FTH4301NP.1 | Nickel-plated | 37 | 165 | 1" | 10 |

# Manifold & Angle Valves

## **AV100.1** Angle Valves

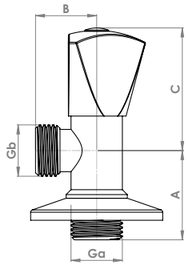


**General Specification**

WRAS APPROVED PRODUCT

1/2" x 1/2"
Angle Valve with Tricon Handle with Hot/Cold Indicator

- Pressure Rating: PN10
- Working Temperature: -20°C to 100°C
- Approval: WRAS Approved
- 5 Year Warranty

**Material Specification**

| Part | Component |
|---|---|
| Body | Brass CW617N Chrome-plated |
| Bushing | Brass CW614N |
| Press Cap | Brass CW617N |
| Handle | Brass CW617N Chrome-plated |
| Rosette | Steel Chrome-plated |
| Spindle Screw | Brass CW614N |
| Red/Blue Cap | ABS Plastic |
| Clip | Steel |

**Product Codes & Dimensions**

| Code | Size (Ga, Gb) | A | B | C |
|---|---|---|---|---|
| AV100.1 | 1/2" x 1/2" | 38 | 25 | 46 |

## **AV102.1** Angle Valves

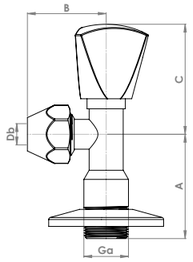


**General Specification**

WRAS APPROVED PRODUCT

1/2" x 1/2" (10mm)
Angle Valve with 10mm Compression Nut

- Pressure Rating: PN10
- Working Temperature: -20°C to 100°C
- Approval: WRAS Approved
- 5 Year Warranty

**Material Specification**

| Part | Component |
|---|---|
| Body | Brass CW617N Chrome-plated |
| Bushing | Brass CW614N |
| Press Cap | Brass CW617N |
| Handle | Brass CW617N Chrome-plated |
| Rosette | Steel Chrome-plated |
| Spindle Screw | Brass CW614N |
| Red/Blue Cap | ABS Plastic |
| Clip | Steel |

**Product Codes & Dimensions**

| Code | Size (Ga, Db) | A | B | C |
|---|---|---|---|---|
| AV102.1 | 1/2" x 10mm | 45 | 34 | 54 |

# Manifold & Angle Valves

## **AV103.1** Angle Valves

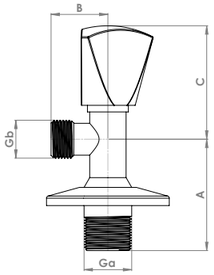


**General Specification**

WRAS APPROVED PRODUCT

1/2" x 3/8"
Angle Valve with 3/8" Outlet

- Pressure Rating: PN10
- Working Temperature: -20°C to 100°C
- Approval: WRAS Approved
- 5 Year Warranty

**Material Specification**

| Part | Component |
|---|---|
| Body | Brass CW617N Chrome-plated |
| Spindle | Brass CW614N Chrome-plated |
| Handle | Brass CW617N Chrome-plated |
| Indice | Brass CW617N Chrome-plated |
| Thrust Washer | AISI 304 Stainless steel |
| O-Ring | Nitrile butadiene rubber (NBR) |
| Head O-Ring | ABS Plastic |
| Rosette | Steel Chrome-plated |

**Product Codes & Dimensions**

| Code | Size (Ga, Gb) | A | B | C |
|---|---|---|---|---|
| AV103.1 | 1/2" x 3/8" | 48 | 25 | 53 |

## **AV103.1HC** Angle Valves

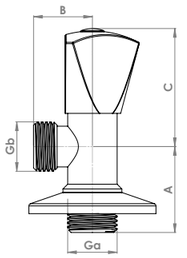


**General Specification**

WRAS APPROVED PRODUCT

1/2" x 3/8"
Angle Valve with Hot / Cold Indice

- Pressure Rating: PN10
- Working Temperature: -20°C to 100°C
- Approval: WRAS Approved
- 5 Year Warranty

**Material Specification**

| Part | Component |
|---|---|
| Body | Brass CW617N Chrome-plated |
| Spindle | Brass CW614N Chrome-plated |
| Handle | Brass CW617N Chrome-plated |
| Thrust Washer | AISI 304 Stainless steel |
| O-Ring | Nitrile butadiene rubber (NBR) |
| Head O-Ring | ABS Plastic |
| Rosette | Steel Chrome-plated |
| Screw | AISI 304 Stainless Steel |
| Cap | Brass CW617N Chrome-plated |

**Product Codes & Dimensions**

| Code | Size (Ga, Gb) | A | B | C |
|---|---|---|---|---|
| AV103.1HC | 1/2" x 3/8" | 47 | 25 | 43 |

# Manifold & Angle Valves

## **AV104.1** Angle Valves

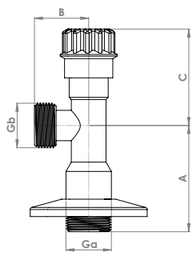


**General Specification**

1/2″ x 1/2″
Angle Valve with Multi Rib Handle

- Pressure Rating: PN10
- Working Temperature: -20°C to 100°C
- Approval: WRAS Approved
- 5 Year Warranty

**Material Specification**

| Part | Component |
|---|---|
| Body | Brass CW617N Chrome-plated |
| Valve | Brass CW617N Chrome-plated |
| Rosette | Steel Chrome-plated |
| Spindle | Brass CW614N Chrome-plated |
| 11x4x4 O-Ring | Nitrile butadiene rubber (NBR) |
| 12x2 O-Ring | Nitrile butadiene rubber (NBR) |
| Thrust Washer | AISI 304 Stainless steel |
| Handle | Chrome-plated plastic |

**Product Codes & Dimensions**

| Code | Size (Ga, Gb) | A | B | C |
|---|---|---|---|---|
| AV104.1 | 1/2″ x 1/2″ | 48 | 25 | 37 |

## **AV105.1** Angle Valves

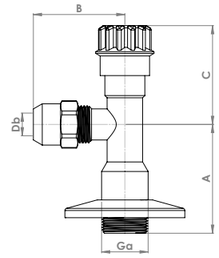


**General Specification**

1/2″ x 3/8″
Angle Valve with 10mm Nut

- Pressure Rating: PN10
- Working Temperature: -20°C to 100°C
- 5 Year Warranty

**Material Specification**

| Part | Component |
|---|---|
| Body | Brass CW617N Chrome-plated |
| Valve | Brass CW617N Chrome-plated |
| Rosette | Steel Chrome-plated |
| O-Ring | PTFE |
| Thrust Washer | AISI 304 Stainless steel |
| Handle | Chrome-plated plastic |
| Compression Nut | Brass CW617N Chrome-plated |
| Gasket | Nitrile butadiene rubber (NBR) |
| Split Olive | Brass CW614N |

**Product Codes & Dimensions**

| Code | Size (Ga, Db) | A | B | C |
|---|---|---|---|---|
| AV105.1 | 1/2″ x 3/8″ | 48 | 40 | 38 |

# Manifold & Angle Valves

## **AV106.1** Angle Valves

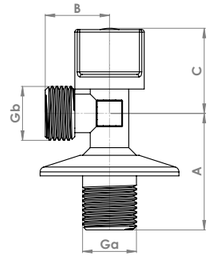


**General Specification**

1/2″
Angle Valve with 1/4 Turn Handle CP with Hot/Cold Indice

- Pressure Rating: PN10
- Working Temperature: -20°C to 100°C
- Approval: WRAS Approved
- 5 Year Warranty

**Material Specification**

| Part | Component |
|---|---|
| Body | Brass CW617N Chrome-plated |
| Valve | Brass CW617N Chrome-plated |
| Head O-Ring | Nitrile butadiene rubber (NBR) |
| Setscrew | Brass CW614N |
| Handle | Chrome-plated plastic |
| M4 Screw | AISI 304 Stainless steel |
| Cap | Plastic |
| Rosette | Steel Chrome-plated |
| O-Ring | Nitrile butadiene rubber (NBR) |

**Product Codes & Dimensions**

| Code | Size (Ga, Gb) | A | B | C |
|---|---|---|---|---|
| AV100.6 | 1/2″ x 1/2″ | 45 | 24 | 34 |

## Mini Ball & General Valves

### **FTH4371CP** Water Ball Valve Black Handle FxF

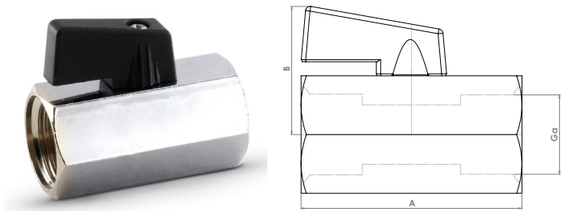


**General Specification**

- Pressure Rating: PN10
- Working Temperature: -10°C to 90°C
- Threads to: ISO 228

**Material Specification**

| Part | Component |
|---|---|
| Body | Brass CW617N UNI-EN 12164 Chrome-plated |
| Seal | PTFE |
| Ball | Brass CW617N UNI-EN 12164 Nickel-plated |
| Ring | Brass CW617N UNI-EN 12164 |
| Stem | Brass CW617N UNI-EN 12164 Nickel-plated |
| O-Ring | Nitrile butadiene rubber (NBR) |
| Screw | CIR UNI 947-72 |
| Black Plastic Lever | Glass-filled NYLON 66 |

**Product Codes & Dimensions**

| Code | DN | A | B | Min. bore. | Ga | PN |
|---|---|---|---|---|---|---|
| FTH4371CP.14 | 8 | 39 | 27 | 8 | 1/4″ | 10 |
| FTH4371CP.38 | 10 | 42 | 27 | 8 | 3/8″ | 10 |
| FTH4371CP.12 | 15 | 47 | 29 | 10 | 1/2″ | 10 |
| FTH4371CP.34 | 20 | 54 | 32 | 12 | 3/4″ | 10 |

### **FTH4351CP** Water Ball Valve FxF

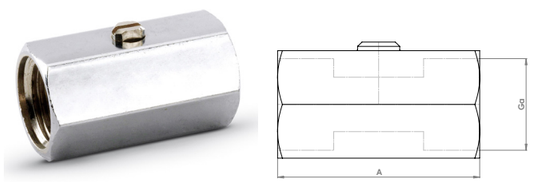


**General Specification**

- Pressure Rating: PN10
- Working Temperature: -10°C to 90°C
- Threads to: ISO 228

**Material Specification**

| Part | Component |
|---|---|
| Body | DZR Brass CW511L UNI-EN 12164 Chrome-plated |
| Seal | PTFE |
| Ball | DZR Brass CW511L UNI-EN 12164 Nickel-plated |
| Ring | DZR Brass CW511N UNI-EN 12164 |
| Stem | DZR Brass CW511L UNI-EN 12164 Nickel-plated |
| O-Ring | EPDM perox |

**Product Codes & Dimensions**

| Code | DN | A | Min. bore. | Ga | PN |
|---|---|---|---|---|---|
| FTH4351CP.14 | 8 | 39 | 8 | 1/4″ | 10 |
| FTH4351CP.38 | 10 | 42 | 8 | 3/8″ | 10 |
| FTH4351CP.12 | 15 | 47 | 10 | 1/2″ | 10 |
| FTH4351CP.34 | 20 | 54 | 12 | 3/4″ | 10 |

## Mini Ball & General Valves

### **FTH4391CP** Water Ball Valve Black Handle MxF

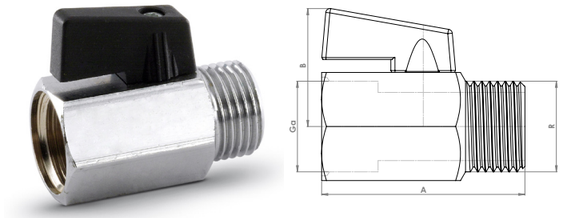


**General Specification**

- Pressure Rating: PN10
- Working Temperature: -10°C to 90°C
- Threads to: ISO 228

**Material Specification**

| Part | Component |
|---|---|
| Body | Brass CW617N UNI-EN 12164 Chrome-plated |
| Seal | PTFE |
| Ball | Brass CW617N UNI-EN 12164 Nickel-plated |
| Ring | Brass CW617N UNI-EN 12164 |
| Stem | Brass CW617N UNI-EN 12164 Nickel-plated |
| O-Ring | Nitrile butadiene rubber (MBR) |
| Screw | CIR UNI 947-72 |
| Black Plastic Lever | Glass-filled NYLON 66 |

**Product Codes & Dimensions**

| Code | DN | A | B | Min. bore. | R | Ga | PN |
|---|---|---|---|---|---|---|---|
| FTH4391CP.14 | 8 | 39 | 27 | 8 | 1/4″ | 1/4″ | 10 |
| FTH4391CP.38 | 10 | 40 | 27 | 9 | 3/8″ | 3/8″ | 10 |
| FTH4391CP.12 | 15 | 45 | 29 | 10 | 1/2″ | 1/2″ | 10 |
| FTH4391CP.34 | 20 | 51 | 32 | 12 | 3/4″ | 3/4″ | 10 |

### **FTH4361CP** Water Ball Valve MxF

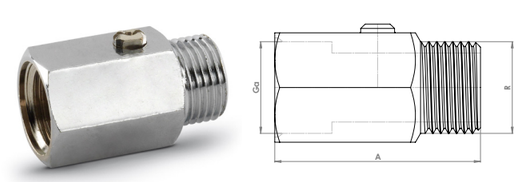


**General Specification**

- Pressure Rating: PN10
- Working Temperature: -10°C to 90°C
- Threads to: ISO 228

**Material Specification**

| Part | Component |
|---|---|
| Body | DZR Brass CW511LN UNI-EN 12164 Chrome-plated |
| Seal | PTFE |
| Ball | DZR Brass CW511L UNI-EN 12164 Nickel-plated |
| Ring | DZR Brass CW511L UNI-EN 12164 |
| Stem | DZR Brass CW511L UNI-EN 12164 Nickel-plated |
| O-Ring | EPDM perox |

**Product Codes & Dimensions**

| Code | DN | A | Min. bore. | R | Ga | PN |
|---|---|---|---|---|---|---|
| FTH4361CP.14 | 8 | 39 | 8 | 1/4″ | 1/4″ | 10 |
| FTH4361CP.38 | 10 | 40 | 8 | 3/8″ | 3/8″ | 10 |
| FTH4361CP.12 | 15 | 45 | 10 | 1/2″ | 1/2″ | 10 |
| FTH4361CP.34 | 20 | 51 | 12 | 3/4″ | 3/4″ | 10 |

# Mini Ball & General Valves

## **FTH4392CP** Water Ball Valve Black Handle DZR MxF

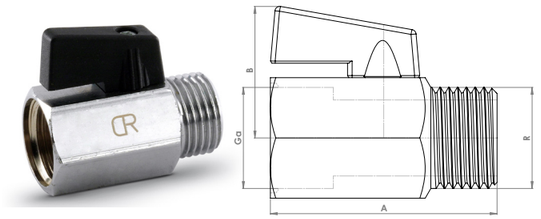


### General Specification

- Pressure Rating: PN10
- Working Temperature: -10°C to 90°C
- Threads to: ISO 228

### Material Specification

| Part | Component |
|---|---|
| Body | DZR Brass CW511LN UNI-EN 12164 Chrome-plated |
| Seal | PTFE |
| Ball | DZR Brass CW511L UNI-EN 12164 Nickel-plated |
| Ring | DZR Brass CW511L UNI-EN 12164 |
| Stem | DZR Brass CW511L UNI-EN 12164 Nickel-plated |
| O-Ring | EPDM perox |
| Screw | C4C UNI-EN 10263-03 |
| Black Plastic Lever | Glass-filled NYLON 66 |

### Product Codes & Dimensions

| Code | DN | A | B | Min. bore. | R | Ga | PN |
|---|---|---|---|---|---|---|---|
| FTH4392CP.38 | 10 | 40 | 27 | 8 | 3/8″ | 3/8″ | 10 |
| FTH4392CP.12 | 15 | 405 | 29 | 10 | 1/2″ | 1/2″ | 10 |

## **FTH4402CP** Water Ball Valve Black Handle DZR MxM

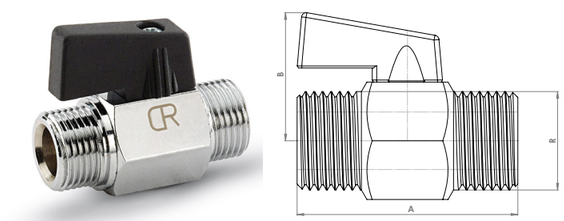


### General Specification

- Pressure Rating: PN10
- Working Temperature: -10°C to 90°C
- Threads to: ISO 228

### Material Specification

| Part | Component |
|---|---|
| Body | DZR Brass CW511LN UNI-EN 12164 Chrome-plated |
| Seal | PTFE |
| Ball | DZR Brass CW511L UNI-EN 12164 Nickel-plated |
| Ring | DZR Brass CW511L UNI-EN 12164 |
| Stem | DZR Brass CW511L UNI-EN 12164 Nickel-plated |
| O-Ring | EPDM perox |
| Screw | C4C UNI-EN 10263-03 |
| Black Plastic Lever | Glass-filled NYLON 66 |

### Product Codes & Dimensions

| Code | DN | A | B | Xb | R | PN |
|---|---|---|---|---|---|---|
| FTH4402CP.12 | 16 | 44 | 28 | 10 | 1/2″ | 10 |

Mini Ball & General Valves

# Mini Ball & General Valves

## **FCP4412CP** Water Ball Valve Black Handle DZR CxF

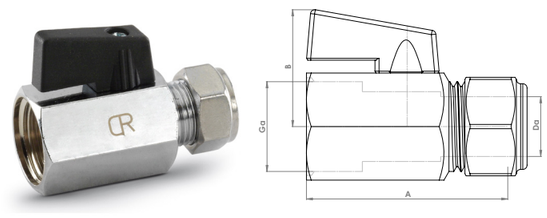


### General Specification

- Pressure Rating: PN10
- Working Temperature: -10°C to 90°C
- Compression End to: BS EN1254-2
- Female Thread to: ISO 228

### Material Specification

| Part | Component |
|---|---|
| Body | DZR Brass CW511LN UNI-EN 12164 Chrome-plated |
| Nut | DZR Brass CW511LN UNI-EN 12164 Chrome-plated |
| Olive | Brass CW508L UNI-EN 12449 |
| Seal | PTFE |
| Ball | DZR Brass CW511L UNI-EN 12164 Nickel-plated |
| Ring | DZR Brass CW511L UNI-EN 12164 |
| Stem | DZR Brass CW511L UNI-EN 12164 Nickel-plated |
| O-Ring | EPDM perox |
| Screw | C4C UNI-EN 10263-03 |
| Black Plastic Lever | Glass-filled NYLON 66 |

### Product Codes & Dimensions

| Code | DN | A | B | Xb | R | PN |
|---|---|---|---|---|---|---|
| FCP4412CP.1212 | 15 | 53 | 29 | 10 | 1/2″ | 10 |
| FCP4412CP.1512 | 15 | 53 | 29 | 10 | 1/2″ | 10 |

## **FCP4422CP** Water Ball Valve Black Handle DZR CxM




### General Specification

- Pressure Rating: PN10
- Working Temperature: -10°C to 90°C
- Compression End to: BS EN1254-2
- Male Thread to: ISO 228

### Material Specification

| Part | Component |
|---|---|
| Body | DZR Brass CW511LN UNI-EN 12164 Chrome-plated |
| Nut | DZR Brass CW511LN UNI-EN 12164 Chrome-plated |
| Olive | Brass CW508L UNI-EN 12449 |
| Seal | PTFE |
| Ball | DZR Brass CW511L UNI-EN 12164 Nickel-plated |
| Ring | DZR Brass CW511L UNI-EN 12164 |
| Stem | DZR Brass CW511L UNI-EN 12164 Nickel-plated |
| O-Ring | EPDM perox |
| Screw | C4C UNI-EN 10263-03 |
| Black Plastic Lever | Glass-filled NYLON 66 |

### Product Codes & Dimensions

| Code | DN | A | B | Xb | R | PN |
|---|---|---|---|---|---|---|
| FCP4422CP.1512 | 16 | 51 | 28 | 10 | 1/2″ | 10 |

## FCP4372CP Water Ball Valve Black Handle DZR CxC

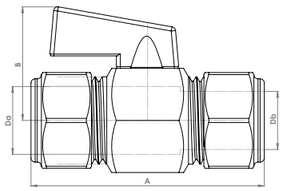


### General Specification

- Pressure Rating: PN10
- Working Temperature: -10°C to 90°C
- Compression End to: BS EN1254-2

### Material Specification

| Part | Component |
|---|---|
| Body | DZR Brass CW511LN UNI-EN 12164 Chrome-plated |
| Nut | DZR Brass CW511LN UNI-EN 12164 Chrome-plated |
| Olive | Brass CW508L UNI-EN 12449 |
| Seal | PTFE |
| Ball | DZR Brass CW511L UNI-EN 12164 Nickel-plated |
| Ring | DZR Brass CW511L UNI-EN 12164 |
| Stem | DZR Brass CW511L UNI-EN 12164 Nickel-plated |
| O-Ring | EPDM perox |
| Screw | C4C UNI-EN 10263-03 |
| Black Plastic Lever | Glass-filled NYLON 66 |

### Product Codes & Dimensions

| Code | A | B | Da | Db | PN |
|---|---|---|---|---|---|
| FCP4372CP.1010 | 59 | 28 | 10 | 10 | 10 |
| FCP4372CP.1210 | 58 | 28 | 12 | 10 | 10 |
| FCP4372CP.1212 | 58 | 28 | 12 | 12 | 10 |
| FCP4372CP.1510 | 58 | 28 | 15 | 10 | 10 |
| FCP4372CP.1512 | 61 | 28 | 15 | 12 | 10 |
| FCP4372CP.1515 | 61 | 28 | 15 | 15 | 10 |

## P460 Stop Cock

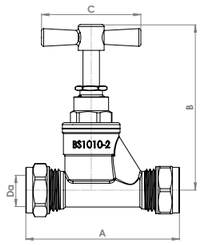


### General Specification

- Manufactured to: BS1010-2
- Compression Ends: BS EN 1254-2

### Material Specification

| Part | Component |
|---|---|
| Body | Brass CW617N |
| Drive Column | Brass CW617N |
| Washer | Nitrile butadiene rubber (NBR) |
| Bonnet | Brass CW617N |
| Sealing Ring | PTFE |
| Locking Ring | Brass CW617N |
| Handle | Brass CW617N |
| Screw | Brass CW617N |
| Olive | Copper |
| Nut | Brass CW617N |

### Product Codes & Dimensions

| Code | Size (Da) | A | B | C |
|---|---|---|---|---|
| P460.1 | 15mm | 74 | 80 | 51 |
| P460.2 | 22mm | 93 | 87 | 54 |
| P460.3 | 28mm | 107 | 96 | 62 |

Mini Ball & General Valves

## P460 Large Stop Cock

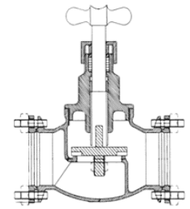

### General Specification

- Temperature Pressure: 10 Bar @ 30°C
  3 Bar @ 120°C

### Product Codes & Dimensions

| Code | Size (Da) | A | B |
|---|---|---|---|
| P460.7 | 67mm | 206 | 194 |
| P460.8 | 76mm | 239 | 221 |

## HUBT Hose Union Bib Tap

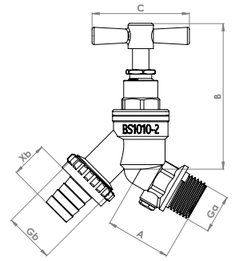


### General Specification

- Pressure Rating: PN10
- Working Temperature: -20°C to 120°C
- Manufactured to: BS1010-2
- BSP Parallel Male Thread

### Product Codes & Dimensions

| Code | Size (Ga) | A | B | C | Xb |
|---|---|---|---|---|---|
| HUBT.01 | 1/2" | 35 | 70 | | 19 |
| HUBT.02 | 3/4" | 55 | 90 | | 23 |
| HUBTDC.01 | 1/2" | 35 | 70 | | 19 |

# Mini Ball & General Valves

## **P462WMT & P467** Washing Machine Valves



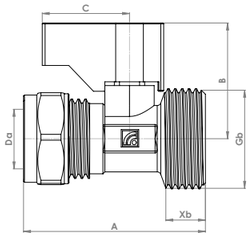

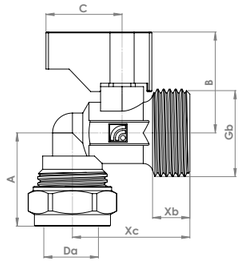




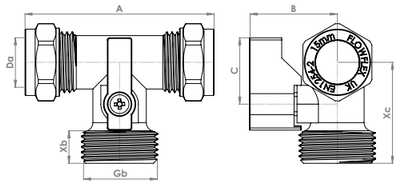


### General Specification

- Compression Ends: BS EN 1254-2
- Female End: 3/4" Hose Connection
- Supplied with Red & Blue Handles

### Material Specification

| Part | Component |
|---|---|
| Body | Brass CW617N Chrome-plated |
| Ball | Brass CW617N Chrome-plated |
| Sealing Rings | Nitrile butadiene rubber (NBR) |
| Drive Column | Brass CW617N Chrome-plated |
| Column Sealing rings | Nitrile butadiene rubber (NBR) |
| Ball Retainer | AISI 304 Stainless steel |
| Olive | Copper |
| Nut | Brass CW617N Chrome-plated |
| Handle | Plastic |
| Screw | Steel |

### Product Codes & Dimensions

| Code | Size (Da, Gb) | A | B | C | Xb |
|---|---|---|---|---|---|
| P462WMT.1 Straight | 15mm x 3/4" | 39 | 30 | 23 | 9 |
| P467.1 Elbow | 15mm x 3/4" | 28 | 28 | 23 | 9 |
| P467.2 Tee | 15mm x 3/4" | 56 | 39 | 23 | 9 |

Mini Ball & General Valves

## **P472CPBH** Isolation Valve with Black Handle

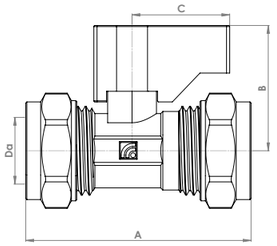


### General Specification

- Pressure Rating: PN10
- Working Temperatures: -20°C to 100°C
- Compression Ends: BS EN 1254-2

### Material Specification

| Part | Component |
|---|---|
| Body | Brass CW617N Chrome-plated |
| Ball | Brass CW617N Chrome-plated |
| Sealing Rings | Nitrile butadiene rubber (NBR) |
| Drive Column | Brass CW617N Chrome-plated |
| Column Sealing rings | Nitrile butadiene rubber (NBR) |
| Ball Retainer | AISI 304 Stainless steel |
| Olive | Copper |
| Nut | Brass CW617N Chrome-plated |
| Handle | Plastic |
| Screw | Steel |

### Product Codes & Dimensions

| Code | Size (Da) | A | B | C |
|---|---|---|---|---|
| P472CPBH.1 | 15mm | 60 | 30 | 22 |
| P472CPBH.2 | 22mm | 70 | 32 | 22 |

## **P472 & P472CP** Isolation Valve

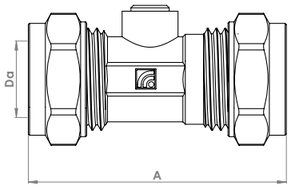


### General Specification

- Compression Ends: BS EN 1254-2

### Material Specification

| Part | Component |
|---|---|
| Body | Brass CW617N Chrome-plated |
| Ball | Brass CW617N Chrome-plated |
| Sealing Rings | Nitrile butadiene rubber (NBR) |
| Drive Column | Brass CW617N Chrome-plated |
| Column Sealing rings | Nitrile butadiene rubber (NBR) |
| Ball Retainer | AISI 304 Stainless steel |
| Olive | Copper |
| Nut | Brass CW617N Chrome-plated |

### Product Codes & Dimensions

| Code | Size (Da) | Finish: | A |
|---|---|---|---|
| P472.1 | 15mm | Brass CW617N | 37 |
| P472.2 | 22mm | Brass CW617N | 49 |
| P472CP.1 | 15mm | Chrome Plate | 37 |
| P472CP.2 | 22mm | Chrome Plate | 49 |

## P481CP Straight Service Valve CP

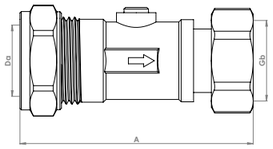


### General Specification

- Manufactured to: BS5154
- Compression Ends: BS EN 1254-2

### Material Specification

| Part | Component |
|---|---|
| Body | Brass CW617N Chrome-plated |
| Swivel Body | Brass CW617N Chrome-plated |
| Swivel Nut | Brass CW617N Chrome-plated |
| Washer | Nitrile butadiene rubber (NBR) |
| Ball | Brass CW614N Chrome-plated |
| Sealing Rings | Nitrile butadiene rubber (NBR) |
| Drive Column | Brass CW614N Chrome-plated |
| Column Sealing Rings | Nitrile butadiene rubber (NBR) |
| Ball Retainer | AISI 304 Stainless steel |
| Olive | Copper |
| Nut | Brass CW617N Chrome-plated |

### Product Codes & Dimensions

| Code | Size (Da, Gb) | A |
|---|---|---|
| P481CP.1 | 15mm x 1/2" | 60 |
| P481CP.2 | 22mm x 3/4" | 74 |

## P183 Drain Off Cock Type A

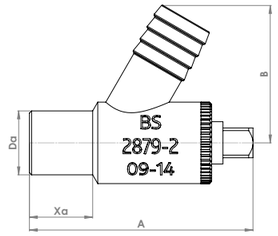


### General Specification

- Manufactured to: BS2879-2

### Material Specification

| Part | Component |
|---|---|
| Body | Brass CW617N |
| Insert | Brass CW617N |
| Washer | Nitrile butadiene rubber (NBR) |
| Insert Cap | Brass CW617N |

### Product Codes & Dimensions

| Code | Size (Da) | A | B | Xa |
|---|---|---|---|---|
| P183.3 | 15mm | 51 | 33 | 15 |

Mini Ball & General Valves

## P477 Gate Type Pump Valve

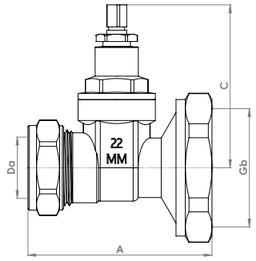


### General Specification

- Compression End: BS EN 1254-2
- Female End: 1 1/2" Swivel Nut Connection

### Material Specification

| Part | Component |
|---|---|
| Housing | Brass CW617N |
| Gate | Brass CW617N |
| Housing Seal | PTFE |
| Column Lock | Brass CW617N |
| Column Washer | Brass CW617N |
| Drive Column | Brass CW614N |
| Swivel Nut | Brass CW614N |
| Swivel Washer | Nitrile butadiene rubber (NBR) |
| Housing Cap | Brass CW617N |
| Washer | PTFE |
| Olive | Copper |
| Nut | Brass CW614N |

### Product Codes & Dimensions

| Code | Size (Da, Gb) | A | B |
|---|---|---|---|
| P477.2 | 22mm x 1 1/2" | 64 | 26 |
| P477.3 | 28mm x 1 1/2" | 64 | 26 |

## P478 Ball Type Pump Valve




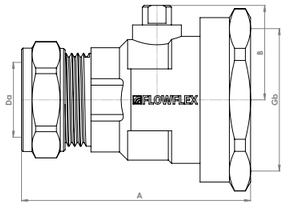


### General Specification

- Pressure Rating: PN16
- Compression End: BS EN 1254-2
- Female End: 1 1/2" Swivel Nut Connection

### Material Specification

| Part | Component |
|---|---|
| Nut | Brass CW617N |
| Olive | Brass CW617N |
| Body | Brass CW617N |
| Sealing Ring | PTFE |
| Ball | Brass CW617N Chrome-plated |
| Swivel Nut | Brass CW617N |
| Swivel Body | Brass CW617N |
| Washer | Nitrile butadiene rubber (NBR) |
| Drive Column | Brass CW614N |
| Washer | PTFE |
| O-Ring | Nitrile butadiene rubber (NBR) |

### Product Codes & Dimensions

| Code | Size (Da, Gb) | A | B |
|---|---|---|---|
| P478.2 | 22mm x 1 1/2" | 64 | 26 |
| P478.3 | 28mm x 1 1/2" | 64 | 26 |

# Mini Ball & General Valves

## **MPF.PV** Pump Valve Black Handle

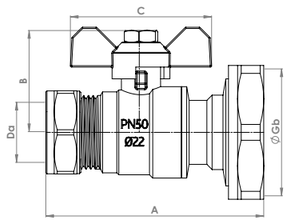


### General Specification

- Pressure Rating: PN50
- Compression End: BS EN 1254-2
- Female End: 1 1/2" Swivel Nut Connection

### Material Specification

| Part | Component |
|---|---|
| Nut | Brass CW617N |
| Olive | Brass CW617N |
| Body | Brass CW617N |
| Sealing Ring | PTFE |
| Ball | Brass CW614N Chrome-plated |
| Swivel Nut | Brass CW617N |
| Swivel Body | Brass CW617N |
| Washer | Nitrile butadiene rubber (NBR) |
| Drive Column | Brass CW617N |
| O-Ring | Nitrile butadiene rubber (NBR) |
| Handle | Aluminium |
| Handle Nut | Steel Chrome-plated |

### Product Codes & Dimensions

| Code | Size (Da, Gb) | A | B | C |
|---|---|---|---|---|
| MPF.PV | 22mm x 1 1/2" | 83 | 42 | 51 |

# Notes

Distributed by
ANBI
www.anbisolutions.com

## Notes

## Notes

Distributed by

ANBI

www.anbisolutions.com