

Check Valves

Range

- Sizes from 75 mm to 225 mm (2½" - 8").

Standards

- Available Standards: ISO/DIN, ANSI/ASTM.

Working pressure

- At 20°C D75-D140 (2½" - 5") PN10 (150 PSI@73°F)
- D160-D225 (6" - 8") PN 6 (90 PSI @ 73°F)

Features

- Requires little space in piping systems.
- Easy installation: wafer body slips between standard flanges. No gaskets required.
- Vertical and horizontal operation.
- Available with EPDM or Viton® O-Rings.
- Excellent flow characteristics.

Dimensions

- Du D75 mm au D225 mm (2½" - 8").

Standards

- Standards disponibles: ISO/DIN, ANSI/ASTM.

Pression de service

- A 20°C D75-D140 (2½" - 5") PN 10 (150 PSI@73°F)
- D160-D225 (6" - 8") PN 6 (90 PSI @ 73°F)

Caractéristiques

- Faible encombrement.
- Facile d'installation: se monte entre deux brides standards.
- S'utilise indifféremment en position verticale ou horizontale.
- Joints en EPDM ou Viton®.
- Excellentes caractéristiques de conduction.

Medidas

- Desde 75 mm a 225 mm (2½" - 8").

Standards

- Standards disponibles: ISO/DIN, ANSI/ASTM.

Presión de servicio

- A 20°C D75-D140 (2½" - 5") PN 10 (150 PSI@73°F)
- D160-D225 (6" - 8") PN 6 (90 PSI @ 73°F)

Características

- Requiere poco espacio en la instalación.
- Fácil instalación: se monta entre bridas standard.
- Instalación vertical y horizontal.
- Junta de la clapeta en EPDM o Viton®.
- Excelentes características de conducción.

Medidas

- Desde 75 mm a 225 mm (2½" - 8").

Standards

- Standards disponibles: ISO/DIN, ANSI/ASTM.

Pressão de serviço

- A 20°C D75-D140 (2½" - 5") PN 10 (150 PSI@73°F)
- D160-D225 (6" - 8") PN 6 (90 PSI @ 73°F)

Características

- Requiere pouco espaço na instalação.
- Fácil instalação: monta-se entre flanges standard.
- Instalação vertical ou horizontal.
- Junta em EPDM ou Viton®.
- Excelentes características de condução.

Swing check valves Clapets à battant Válvulas de clapeta Válvulas de clapeta

Materials / Matériaux / Materiales / Materiais

Parts

- Body
- Flap
- Cap
- Body O-ring
- Flap O-ring

Pièces

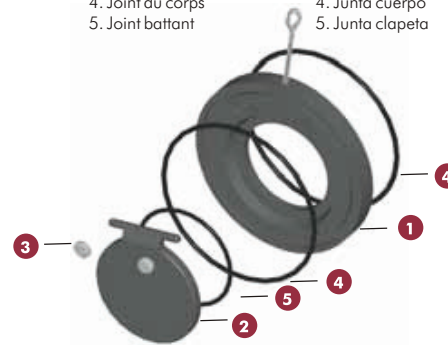
- Corps
- Battant
- Bouchon
- Joint du corps
- Joint battant

Despiece

- Cuerpo
- Clapeta
- Tapón
- Junta cuerpo
- Junta clapeta

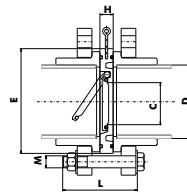
Peças

- Corpo
- Clapeta
- Tampão
- Junta corpo
- Junta clapeta



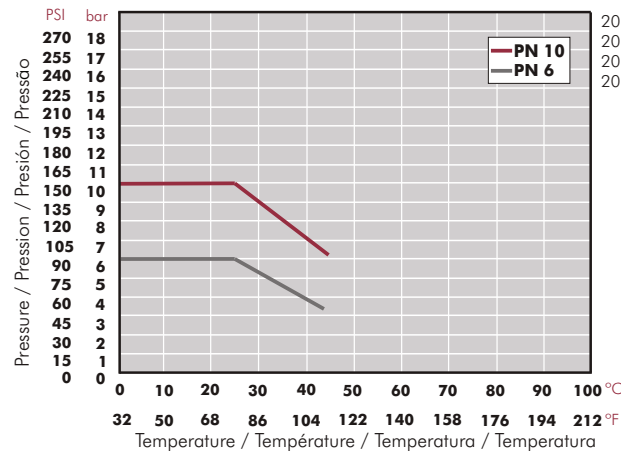
- 1 2 PVC-U
- 3 PP
- 4 5 EPDM / Viton®

Dimensions / Dimensions / Dimensiones / Dimensões



D	C		H		E		M x L	
	mm	"	mm	"	mm	"	mm	"
75 / 2 ½"	40	1.57	20	0.79	129	5.08	16x120	0.63x4.72
90 / 3"	52	2.05	20	0.79	144	5.67	16x120	0.63x4.72
110 / 4"	70	2.76	22	0.87	164	6.46	16x120	0.63x4.72
125 / 4 ½"	83	3.27	25	0.98	170	6.69	16x130	0.63x5.12
140 / 5"	92	3.62	24	0.94	195	7.68	16x130	0.63x5.12
160 / 6"	112	4.41	26	1.02	220	8.66	20x160	0.79x6.30
200 / 7"	139	5.47	28	1.10	247	9.72	20x160	0.79x6.30
225 / 8"	150	5.91	34	1.34	275	10.83	20x160	0.79x6.30

Pressure / Temperature Graph Diagramme Pression / Température Diagrama Presión / Temperatura Diagrama Pressão / Temperatura



- 20 years / water flow
- 20 années / fluide de l'eau
- 20 años / fluido agua
- 20 anos / caudal de água



Lluis Companys, 51-53 - 08400 Granollers (Barcelona) Spain

Tel. +(34) 93 870 42 08 - Fax +(34) 93 870 98 11

E-mail: cepex@cepex.com

Website: www.cepex.com

FOR MORE INFORMATION VISIT
www.cepex.com